


SPD ANNUAL REPORT FY2013/2014

BRINGING THINGS THAT MATTER **TOGETHER**





HEART

HOPE

CHANGE

FUTURE

THINGS THAT **MATTER**



OUR MISSION

SPD IS COMMITTED TO WORKING IN PARTNERSHIP WITH PEOPLE WITH DISABILITIES TO DEVELOP THEIR POTENTIAL TO THE FULLEST SO THAT THEY CAN BE SELF-RELIANT AND INDEPENDENT.

OUR VISION

TO BUILD AN INCLUSIVE COMMUNITY WHERE EVERYONE IS A PART OF IT, AND NOT APART FROM IT.

OUR VALUES

WE ARE COMMITTED TO OUR CLIENTS AND MISSION. WE PLACE INTEGRITY WITH COMPASSION AS A KEY VIRTUE AND WE STRIVE TO BE PROFESSIONAL IN OUR SERVICE DELIVERY.

CONTENTS

- 03 OUR MISSION, VISION AND VALUES
- 05 PRESIDENT'S MESSAGE
- 08 BOARD OF MANAGEMENT
- 11 MANAGEMENT STAFF
- 16 OVERVIEW OF PROGRAMMES AND SERVICES
- 19 HIGHLIGHTS FOR FY2013/2014
- 23 GIVING LITTLE ONES A HEAD START
- 26 NURTURING THE NEXT GENERATION
- 29 PROVIDING CARE TO THE COMMUNITY
- 32 ENABLING THE SECTOR
- 36 MAXIMISING POTENTIALS
- 38 EMPOWERMENT THROUGH FINANCIAL INDEPENDENCE
- 40 STRENGTHENING SOCIAL SUPPORT, EMPOWERING CAREGIVERS
- 44 PARTNERSHIPS WITH THE COMMUNITY
- 48 SEEDS FOR CHANGE
- 51 DEVELOPING RESOURCES
- 54 OUR PEOPLE, OUR MOST VALUABLE ASSET
- 56 REWARDING SMILES
- 58 GOVERNANCE
- 63 FINANCIAL STATEMENTS
- 94 THANK YOU



PRESIDENT'S
MESSAGE





PRESIDENT'S MESSAGE

Helping accident victims get back on their feet, giving special needs children the ability to express themselves and be heard, and taking persons with disabilities a step closer to financial independence. These, along with what we did for individuals such as Daniel (Page 24), Teng Teng (Page 30) and Jun Kai (Page 39) would best describe the work we did this year.


In FY2013/2014, we reached out to people with disabilities with the hope that they could become independent and self-reliant – through therapy, employment, education, training, technology, early intervention, and so on. Providing the care and support that they needed, helping them achieve their best and integrating them successfully into the society were what truly mattered to everyone at SPD and the motivations behind all we set out to do.

The needs of persons with disabilities change over time and we had to keep our fingers on the pulse of the ground to stay relevant and effective in serving them.

Doing this, we were able to introduce several programmes and services over the years, the latest being the launch of an administrative skills training programme called the IAC Certificate in Office Skills, or ICOS, in July 2013. We conducted the six-month training programme in July 2013 and January 2014, equipping 25 persons with disabilities with both functional and soft skills to increase their employability. We are proud that three of the first batch of 13 trainees who completed the ICOS in December 2013 found gainful employment by March 2014 and are now among the mainstream workforce.

THE NEEDS OF PERSONS WITH DISABILITIES CHANGE OVER TIME AND WE HAD TO KEEP OUR FINGERS ON THE PULSE OF THE GROUND TO STAY RELEVANT AND EFFECTIVE IN SERVING THEM.





Empowering persons with disabilities to help them attain financial independence through employment has been an area that we have been advocating. In the year, we placed 37 persons with disabilities in open employment and were encouraged to see organisations becoming more receptive to hiring people with disabilities. We are gearing up our resources next year to boost our job placement and employment support services.

Early intervention can give children with disabilities a boost in life so that they too can reach for the stars like anyone else. Hence, to enable more children with special needs to receive such support, we tweaked our Early Intervention Programme for Infants and Children (EIPIC) and Continuing Therapy Programme (CTP). We were able to provide more weekly intervention hours and enrichment programmes for the little ones at EIPIC since January 2014 and offer CTP in the evenings and on Saturdays as well. We were also able to reach out to children with developmental delays staying in the western regions of Singapore when we were appointed by the Government to be the Development Support Programme operator in this area in addition to the east.

Caregivers play an important role in the lives of persons with disabilities. Their love and care, dedication and energy, are vital in supporting persons with disabilities in their rehabilitation journey. Through our programmes, we worked more closely with caregivers, empowering them through training to provide better care for their charges. In the year, our Community & Social Service Department alone provided training to 113 caregivers and organised two parent support groups. Our first Caregivers' Appreciation Day was held in September 2013 to pay tribute to these unsung heroes.

The year saw several major changes within SPD. We consolidated the Production Workshop, Sheltered Workshop and Techwerkz under Sheltered Workshop to optimise operational efficiency. This has also provided greater synergy among staff and trainees.

To help lend a stronger voice to our cause, an Advocacy & Outreach Division was formed to consolidate our advocacy, service outreach and training efforts. The Division led discussions with institutes of higher learning (IHLs) to push for greater support for students with disabilities. Signing a Memorandum of Understanding with the Singapore

Management University in February 2014 to offer more support to persons with disabilities in the working and learning environments within the university was one of the year's highlights. We also felt very encouraged when the Ministry of Education announced in March 2014 that Disability Support Offices will be set up in IHLs to provide one-stop help for students with disabilities. Such support is vital in the students' educational pursuits as they need all the help that they can get to overcome obstacles they face due to their disabilities, so that they can stay focused on their studies.


We are going through an exciting time in the social service sector, spurred by individuals and the Government who want to do more for people with disabilities. The Singapore Budget 2014 sent a clear signal that the Government was attuned to the needs of vulnerable groups of Singaporeans including people with disabilities. We welcomed the news that more would be done to support people with disabilities, in particular higher subsidies for early intervention programmes, increased handicapped dependent tax relief, as well as concessionary and subsidised transport fares.

The \$10.7 million that we received in the year through Government funding and programme fees and the \$3.7 million that we raised with the generous contributions of our donors went into the running of close to 20 programmes and services at our centres in Tiong Bahru, Tampines and Jurong that impacted 4,400 lives, and many more.

We would like to thank all our donors, volunteers and partners for your tremendous support, and the opportunities to create possibilities for people with disabilities. With your continued support, we are confident of achieving more in the coming year, taking us a step closer to realising an inclusive community where every person with disabilities has equal opportunities in education, employment and the society.



CHIA YONG YONG, PBM
PRESIDENT



BOARD OF
MANAGEMENT

BOARD OF MANAGEMENT

DR NG YEE SIEN
MEMBER
(FROM 28 OCTOBER 2013)



MS CHOW SIEW YING
MEMBER
(FROM 31 AUGUST 2013)



MR NGAN WAN SING, WINSTON
VICE-PRESIDENT
(2012 TO CURRENT)
HONORARY ASSISTANT TREASURER
(2010 TO 2012)
PARTNER, ERNST & YOUNG LLP



MR KAMALARAJAN MALAIYANDI CHETTIAR
HONORARY ASSISTANT TREASURER
(2012 TO CURRENT)
PARTNER,
RAJAN CHETTIAR & CO

MS SUMAN K BALANI
MEMBER



MS CHIA YONG YONG, PBM
PRESIDENT (2008 TO CURRENT)
VICE-PRESIDENT (2006 TO 2008)
PARTNER, YUSARN AUDREY



MS POH HWEE HIAN
HONORARY TREASURER
(2008 TO 2010,
2012 TO CURRENT)
HONORARY ASSISTANT TREASURER
(2007 TO 2008)
TRADE MARKETING DIRECTOR,
SAMSUNG ASIA PTE LTD



BOARD OF MANAGEMENT

MR LEE HAN YANG,
BBM
MEMBER



MR SEE CHER
MEMBER



MR YEO JEU NAM
MEMBER



MR SOH CHEE KEONG,
BBM
MEMBER



MR ABHIMANYAU PAL
EX-OFFICIO SECRETARY



PROF HO LAI YUN,
BBM, JP, PBS
MEMBER



MR LOW WONG FOOK
MEMBER

BUDGET AND PROGRAMME COMMITTEE

MS CHIA YONG YONG, PBM
CHAIRPERSON

MR KAMALARAJAN MALAIYANDI CHETTIAR
MEMBER

PROF HO LAI YUN,
BBM, JP, PBS
MEMBER

MR LEE HAN YANG, BBM
MEMBER

MR NGAN WAN SING, WINSTON
MEMBER

MS POH HWEE HIAN
MEMBER

AUDIT COMMITTEE

MR YEO JEU NAM
CHAIRPERSON

MS SUMAN K BALANI
MEMBER

MR LOW WONG FOOK
MEMBER

HR & REMUNERATION COMMITTEE

MR SOH CHEE KEONG,
BBM
CHAIRPERSON


MS SUMAN K BALANI
MEMBER

MR SEE CHER
MEMBER

MANAGEMENT
STAFF



MANAGEMENT STAFF



**RAYMOND
CHANG**

MANAGER, IT



YVONNE CHEW

SENIOR TEACHER, EIPIC



CHIA WOON YEE

DIRECTOR,
TECHNOLOGY
& VOCATIONAL TRAINING



JEFFREY CHIN

SENIOR ASSISTANT DIRECTOR,
REHABILITATION SERVICES/
EMPLOYMENT & CARE SUPPORT



DEBORAH CHOW

SENIOR MANAGER,
SPD THERAPY HUB



ELAINE GOH

MANAGER,
HUMAN RESOURCE



**KUNAL
KANTI GHOSH**

CENTRE HEAD,
SPD@JURONG





MANAGEMENT STAFF



KHOO KHEE LING

HEAD, COMMUNITY & SOCIAL SERVICE DEPARTMENT



GERALDINE LAI

MANAGER, COMMUNICATIONS



LEE HUI LIN

HEAD, BUSINESS DEVELOPMENT, SHELTERED WORKSHOP



LOI BOON LEE

DIRECTOR, COMMUNITY PARTNERSHIPS



TIMOTHY NG

SENIOR MANAGER, ADMINISTRATION TECHNOLOGY & VOCATIONAL TRAINING




ABHIMANYAU PAL

EXECUTIVE DIRECTOR (FROM 1 DECEMBER 2010)



QUAH SIOK HUA

MANAGER, FINANCE



MANAGEMENT STAFF



SIM SIEW CHING

ASSISTANT DIRECTOR,
CORPORATE DEVELOPMENT



SHARON SIM

ASSISTANT MANAGER,
SPD THERAPY HUB



KATHERINE SNG

ASSISTANT DIRECTOR,
COMMUNITY PARTNERSHIPS



IVAN TAN

HEAD, E-ACCESSIBILITY,
INFOCOMM ACCESSIBILITY
CENTRE



HELEN TAY

SENIOR MANAGER,
FUNDRAISING &
VOLUNTEER MANAGEMENT



SUSAN TEO

ASSISTANT MANAGER,
DAY ACTIVITY CENTRE



MANAGEMENT STAFF



TOMMY TNG

HEAD, OPERATIONS,
SHELTERED WORKSHOP



MONICA TUNG

SENIOR ASSISTANT DIRECTOR,
CORPORATE SERVICES



NEHA UMANG

ASSISTANT MANAGER,
REHABILITATION CENTRE



JOYCE WONG

ACTING DIRECTOR,
REHABILITATION SERVICES



SARAH YONG


HEAD, CLINICAL SERVICES,
SPECIALISED ASSISTIVE
TECHNOLOGY CENTRE



**ZUNAIDAH BINTE
SHAHUL HAMID**

CENTRE HEAD,
SPD@TAMPINES

NOT IN PHOTOGRAPH: JASMINE OW
SENIOR MANAGER, REHABILITATION SERVICES





OVERVIEW OF
PROGRAMMES AND
SERVICES



FOR CHILDREN & YOUTH

DEVELOPMENT SUPPORT PROGRAMME (DSP)

Therapy and educational support services for pre-schoolers with mild developmental delays provided within their natural learning environment, to equip them with skills to enhance their readiness for mainstream primary education.

EARLY INTERVENTION PROGRAMME FOR INFANTS AND CHILDREN (EIPIC)

Early intervention support for infants and children below six years old diagnosed as having developmental needs.

IDENTIFICATION AND CLASSROOM MANAGEMENT OF PRE-SCHOOLERS WITH LEARNING DISABILITIES

Training for pre-school teachers on learning difficulties and behavioural issues of children with developmental delays.

NTUC INCOME ORANGEAID-SPD CONTINUING THERAPY PROGRAMME

Occupational and speech therapy for children with special needs under 16 years old.

SPD EDUCATION PROGRAMME

Bursaries, case management, tuition, school integration as well as learning and development programmes to support students with disabilities in their educational pursuits.



FOR ADULTS AND THE ELDERLY

DAY ACTIVITY CENTRE (DAC)

Structured programme comprising social and recreational activities of daily living to nurture self-help and life skills.

DYSPHAGIA MANAGEMENT INTERVENTION AND TRAINING PROGRAMME (DMP)

Dysphagia management for the elderly and people with disabilities with swallowing difficulties, and caregiver training for family members and allied health-care professionals.

EMPLOYMENT SUPPORT PROGRAMME (ESP)

Job placement and job support services for people with disabilities and outreach to promote inclusion of people with disabilities in the workforce.

IAC CERTIFICATE IN OFFICE SKILLS (ICOS)

Six-month vocational training to equip people with disabilities with basic skills for an administrative career.

SHELTERED WORKSHOP

Supported employment and vocational skills training for people with disabilities through their engagement in the production of lifestyle gifts as well as bookbinding and book restoration services, and in simple sub-contract work, digital scanning and data entry.

REHABILITATION CENTRES

Physiotherapy, occupational and speech therapy services for adults and the elderly at our day rehabilitation centres, and therapy services offered at the homes of persons with severe disabilities under the Therapy@Home programme.

FOR ALL AGES

DOOR-TO-DOOR TRANSPORT

Transport service for people with disabilities who are unable to take public transport to our centres due to their physical limitations or route inaccessibility.

INFOCOMM ACCESSIBILITY CENTRE (IAC)

IT skills training for people with disabilities, advocacy for digital accessibility and promotion of IT literacy among people with disabilities through collaborations with Government agencies and voluntary welfare organisations (VWOs). Administration of IDA's NEU PC Programme, Microsoft YouthSpark Scholarship and APB Foundation Scholarship for Persons with Disabilities.

SPD THERAPY HUB

Recruitment, supervision and management of occupational therapy, speech therapy and physiotherapy professionals who are deployed to other VWOs and health-care providers. These professionals provide therapy services and/or consultation services to serve the needs of the clients in both the social service and intermediate and long term care sectors.

SPECIALISED ASSISTIVE TECHNOLOGY CENTRE (SPECIALISED ATC)

AT assessment, consultation and training for people with disabilities and their caregivers, AT training for professionals working with people with disabilities, promotion of AT use in schools, workplaces and other VWOs, and adaptation and modification of AT devices that are commercially unavailable.

Loan of AT devices for trial, training or temporary replacement.

SPECIALISED CASE MANAGEMENT PROGRAMME (SCMP)

Social support for people with disabilities and their families including case management, counselling, caregiver support and training, befriending and consultancy on disability issues, and administration of financial assistance and community support schemes.



A large, abstract illustration of a fish's head, composed of various geometric shapes like triangles and polygons in shades of blue, yellow, pink, black, and white. The fish is facing right. In the top left corner, there are several horizontal stripes in blue, pink, yellow, and black. The background is a solid bright yellow.

HIGHLIGHTS FOR FY2013/2014





HIGHLIGHTS FOR FY2013/2014

MAY 2013

SPD's International Day for Persons with Disabilities campaign won the Award of Excellence (Gold) at The Communicator Awards, a leading international awards programme that recognises big ideas in marketing and communications.

The Specialised Assistive Technology Centre was appointed by the Agency for Integrated Care as the service provider for assessment and training in the use of powered mobility devices for seniors.

JULY 2013

The IAC Certificate in Office Skills programme was launched to prepare people with disabilities for gainful employment.

Our Day Activity Centre held its inaugural Arts Festival and put up its first stage performance "Cinderella" to stimulate learning and social engagement among the clients.



SEPTEMBER 2013

We held our first Caregivers' Appreciation Day to honour caregivers for their tireless dedication and commitment to their charges.

OCTOBER 2013

The Advocacy & Outreach Division was formed to plan and co-ordinate SPD's efforts in advocating for equal access to education, equal opportunity in employment and equal participation in the community.

The Development Support Programme (DSP) team expanded to serve children in the eastern and western regions of Singapore, making SPD the only appointed voluntary welfare organisation in Singapore to have DSP teams serving two regions.

JANUARY 2014

A new service model was rolled out for the Building Bridges EIPIC Centre in January 2014 to increase intervention hours for the children and allocate more time to teachers for planning as well as home/centre visits and consultations.

SPD obtained the bizSAFE Level 3 status awarded by the Workplace Safety and Health (WSH) Council for meeting the WSH Regulations on risk management practices.

FEBRUARY 2014

We signed a Memorandum of Understanding with the Singapore Management University to collaborate in developing and promoting best practices for the inclusion of persons with disabilities in institutes of higher learning in Singapore.

MARCH 2014

A new service model for NTUC Income OrangeAid-SPD Continuing Therapy Programme was introduced to shorten the waiting list to enable more mainstream children to access the programme.



AT A GLANCE

2

SUPPORT GROUPS
ESTABLISHED FOR
EIPIC CAREGIVERS

297

HOME VISITS
MADE BY OUR
SOCIAL WORKERS

54

SPECIAL EDUCATION
SCHOOL TEACHERS
TRAINED IN ASSISTIVE
TECHNOLOGY
KNOWLEDGE AND
APPLICATION

4,400

PEOPLE WITH DISABILITIES
SUPPORTED

239

PRE-SCHOOL
TEACHERS TRAINED
IN MANAGING
CHILDREN WITH
LEARNING
DIFFICULTIES

220

CAREGIVERS AND HEALTH-CARE
PROFESSIONALS TRAINED IN
DYSPHAGIA MANAGEMENT

698

CHILDREN RECEIVED
INTERVENTION
SUPPORT

1

MORE CENTRE
OFFERING DSP
OPENED IN
THE WEST

7

SCHOLARSHIPS
AWARDED

37

PEOPLE WITH
DISABILITIES
PLACED IN OPEN
EMPLOYMENT

539

INDIVIDUALS SERVED AND
12,850
THERAPY SESSIONS
PROVIDED AT SPD
REHABILITATION CENTRES

65

INDIVIDUALS
RECEIVED
DAY CARE

\$76,050

IN BURSARIES DISBURSED

32

EMPLOYERS PARTNERED
IN JOB PLACEMENT

13,300

TRAINING HOURS PROVIDED
DURING DAY CARE

156

CHILDREN AND
YOUTH SUPPORTED
IN EDUCATION

3,311

INDIVIDUALS
SERVED BY
SPD THERAPY HUB

1,478

VOLUNTEERS DONATED

4,434

MAN HOURS

269

PERSONS WITH
DISABILITIES RECEIVED
TRAINING IN
INFORMATION
TECHNOLOGY AND
ADMINISTRATIVE SKILLS

1,294

TRAINING PLACES
PROVIDED IN
INFOCOMM
AND ASSISTIVE
TECHNOLOGY

167

LIVES ENHANCED
WITH ASSISTIVE
TECHNOLOGY
PRESCRIPTIONS

135

PEOPLE WITH DISABILITIES
UNDER VOCATIONAL
TRAINING AT SHELTERED
WORKSHOP

\$3.7 MILLION
RAISED

\$198,000
INVESTED IN
STAFF TRAINING



GIVING LITTLE ONES
A HEAD START

GIVING LITTLE ONES A HEAD START



Daniel Lee was diagnosed with Down syndrome at birth, and at the tender age of four, was already a leukaemia survivor. He was enrolled into the Building Bridges Early Intervention Programme for Infants and Children (EIPIC) Centre in March 2013 to help him improve in his daily living skills, and has since been attending sessions there with his mother.

EIPIC is a centre-based service which provides learning opportunities to children like Daniel. Through an activity-based curriculum, Daniel was able to learn new skills that are both functional and practical for his daily living. Here, he learns how to solve problems such as planning what he should do to push a chair around a table to sit on, use gestures to indicate his needs and initiate interaction with others, as well as follow one-step instructions. In the short span of a year, Daniel was already showing improvements in his gross motor, fine motor, cognitive, social-communication, social, and adaptive self-help skills.



BUILDING BRIDGES EIPIC CENTRE

In the year, the Building Bridges EIPIC Centre served 153 children at the SPD Ability Centre in Tiong Bahru and at SPD@Jurong. The programme at SPD Ability Centre had been operating at close to full capacity since December 2013.

We introduced the Caregiver Education Programme and fieldtrips as enrichment programmes during term breaks to provide new learning experiences for the children and their caregivers. The Caregiver Education Programme was specially tailored for EIPIC caregivers who, through their participation, were able to advance their knowledge and skills in handling their children with special needs. The fieldtrips gave the children opportunities to experience social interaction in group outings and work on their social communication skills.

698

CHILDREN RECEIVED
INTERVENTION
SUPPORT

1

MORE CENTRE
OFFERING DSP
OPENED IN THE WEST



In the year, 12 low-income families were identified as ideal candidates to receive transport subsidies from the newly-launched Temasek Cares-EIPIIC Bursary to help with their transport expenses when commuting to our EIPIIC centres.

Recognising the importance of putting quality checks in place for our two EIPIIC centres, we developed and rolled out all the Service Standards Requirements stipulated by the National Council of Social Service.

In the coming year, we hope to serve the maximum capacity of 220 children at the two centres by increasing manpower and enhancing staff capabilities.

NTUC INCOME ORANGEAID-SPD CONTINUING THERAPY PROGRAMME

To minimise the risk of developing long-term disabilities among youths diagnosed with special needs, the Continuing Therapy Programme (CTP) extends on-going therapy services to help those under 16 years old in mainstream and special schools to improve their functional and academic performances.

The programme offered at SPD Ability Centre and SPD@Tampines provided 3,324 intervention hours to 321 young persons with disabilities in the year.

With a growing list of clients waiting to enrol in the programme, we implemented a new service model from March 2014. Now offered in packages of eight sessions, the waiting time for enrolment into CTP is reduced. We also started operating on Saturdays and in the evenings to make it easier for clients to attend their sessions.

The programme was named NTUC Income OrangeAid-SPD Continuing Therapy Programme following NTUC Income OrangeAid's sponsorship of the programme.


DEVELOPMENT SUPPORT PROGRAMME

In the year, SPD continued providing learning support and therapy intervention for children with mild learning disabilities under the Development Support Programme (DSP) which the Ministry of Social and Family Development made public on 10 May 2013. Operations had begun at SPD@Tampines from 2012.

The DSP was subsequently extended to SPD@Jurong in October 2013. In the year, 224 children with mild learning disabilities, speech and language delays and behavioural concerns in childcare centres and kindergartens were served.

The number of pre-school operators participating in DSP has grown steadily - from 36 in FY2012/2013 to 93 in FY2013/2014. We will work towards greater outreach by getting in touch with and briefing more pre-school centre principals in the two regions.

	SPD@TAMPINES	SPD@JURONG (FROM OCT 2013)	TOTAL
No. of pre-schools served by DSP	83	10	93
No. of children screened under DSP	159	36	195
No. of children supported under DSP's intervention package	202	22	224



NURTURING THE NEXT GENERATION



NURTURING THE NEXT GENERATION



7
SCHOLARSHIPS
AWARDED



Since young, 13-year-old Ng Hong Wei and 12-year-old Ng Hong Xian were diagnosed with Duchenne's Muscular Dystrophy, a muscle degenerating condition. Medical care for the brothers is expensive, and coupled with the family's financial constraints, they have not been able to attend medical reviews regularly. The family survives on the salary of Mr Ng, the boys' father, a salesperson selling clothes at a market.

Despite the many challenges they face, the pair of hardworking brothers has been doing well in their studies in secondary school. Teachers describe the duo as being motivated, positive and hardworking.

The brothers each received the SPD Education Programme Bursary Award of \$400 for the year, a welcome respite for the family. Both Hong Xian and Hong Wei continue to strive in their studies in the hopes of getting a good education, securing good jobs when they grow up and helping to contribute to the family.

156
CHILDREN AND
YOUTH SUPPORTED
IN EDUCATION

\$76,050
IN BURSARIES
DISBURSED



SUPPORT THROUGH BURSARIES

The annual SPD Education Programme Awards Presentation Ceremony was held on 11 January 2014 at Traders Hotel, Singapore. Permanent Secretary of the Ministry of Social and Family Development Mr Chan Heng Kee graced the event as the Guest-of-Honour and presented \$76,050 in bursaries to 97 students with disabilities and students whose parents have disabilities. The SPD Youth Aspiration Award was also presented to two youths with disabilities who showed passion in the area of performing arts.

LEARNING OPPORTUNITIES

Our Learning and Development Centre (LDC) organised activities to enhance the learning experiences of students with disabilities.

In the year, 190 clients and caregivers attended 12 activities that the LDC organised. They included workshops on financial management, entrepreneurship and team building as well as outings such as visits to Universal Studios Singapore and the River Safari. Activities such as bowling sessions, kite flying and gelato making were also organised to promote family

and peer bonding. The year saw interested clients learning to play musical instruments under the Beautiful Mind Music Academy.

Many of LDC's activities were planned with the support of corporate partners including HSBC, NTUC Income, American Chamber of Commerce and The Straits Trading Company Limited.

SCHOLARSHIPS

SPD administered the Microsoft YouthSpark Scholarship and the Asia Pacific Breweries (APB) Foundation Scholarship for Persons with Disabilities.

Four polytechnic students pursuing IT-related studies received the Microsoft YouthSpark Scholarship from Microsoft Singapore's Managing Director Ms Jessica Tan in a ceremony held on 6 September 2013 at the NTUC Business Centre.

Ms Sim Ann, Minister of State for Education, and Communications and Information, presented the APB Foundation Scholarship for Persons with Disabilities to three youths at a presentation ceremony held at the Carlton Hotel on 4 October 2013.



PROVIDING
CARE TO
THE COMMUNITY



65

INDIVIDUALS
RECEIVED DAY CARE

539
INDIVIDUALS SERVED AND
12,850

THERAPY SESSIONS
PROVIDED AT SPD
REHABILITATION CENTRES

13,300

TRAINING HOURS
PROVIDED DURING
DAY CARE

3,311

INDIVIDUALS
SERVED BY
SPD THERAPY HUB

PROVIDING CARE TO THE COMMUNITY

50-year-old Chua Teng Teng enrolled in the SPD Day Activity Centre (DAC) in 2008. She had previously suffered traumatic brain injury and required assistance in activities of daily living such as toileting, personal grooming and even social interaction. She often threw tantrums and was unable to interact positively in group sessions. Over the course of six years, Teng Teng showed significant improvements, particularly in social skills and her behaviour. Today, she requires minimal assistance in toileting and personal grooming, and does not throw tantrums as much as before. She is also more engaged in activities and has shown great talent in arts and crafts, with many of her artworks displayed at the DAC's inaugural Arts Festival. One significant milestone is her willingness to participate in a singing competition which required her to perform in the presence of an audience.

DAY CARE

In the year, we served 65 people with disabilities in our Day Activity Centre (DAC) which gave their family members and caregivers respite and the opportunity to continue working without having to worry about their loved ones. We provided close to 13,300 hours of training in areas such as activities of daily living, basic pre-vocational skills, community living skills and socio-recreational skills.

Different novel activities which stimulated learning and social engagements were organised for the clients in the year. One highlight was the DAC overnight camp which took place from 20 to 21 April 2013 at the Aloha Loyang Resort for 32 clients. It was organised with the help of occupational therapy student volunteers from Nanyang Polytechnic.

The inaugural DAC Arts Festival held in-house in July 2013 was another highlight for the year. The clients played hosts, explaining and showcasing their artwork to visitors to the exhibition. The Arts Festival included a drama performance of "Cinderella" which the clients acted in.



The year saw six DAC clients put on work trial at the Sheltered Workshop with the aim of transiting them into the training programme after the trial.

DAY REHABILITATION

The rehabilitation centres at SPD Ability Centre and SPD@Tampines successfully renewed their accreditation as providers of community rehabilitation services and are eligible for Government subvention for the period from 1 April 2013 to 31 March 2015. Both the centres served 539 clients altogether, providing 12,850 therapy sessions. More than half the clients served at SPD Ability Centre were at least 65 years old and diagnosed with neurological conditions such as stroke, Parkinsonism, head injuries, dementia, and spinal cord related diseases and injuries. The Rehabilitation Centre at SPD@Tampines served mainly elderly clients who needed therapy for stroke, spinal cord related injuries and musculoskeletal disorders.

With the expansion of the \$10 million Senior's Mobility Fund into the \$50 million Seniors' Mobility and Enabling Fund (SMF) from 1 July 2013, further assistance was extended to our clients using specialised transport services to attend rehabilitation services at SPD Ability Centre and SPD@Tampines.

In the year, the Rehabilitation Centre at SPD Ability Centre began using mobile tablets to prepare and customise home exercise prescriptions for clients to empower them to take charge of their own health. Periodic internal audits were conducted to improve quality of care. We are sourcing for new equipment to enhance service delivery and to better meet the needs of our clients.

The Rehabilitation Centre at SPD@Tampines has been working closely with Eastern Health Alliance and Community Health Centre to provide musculoskeletal services to residents in Tampines since September 2012 and will continue to do so in the coming year. We saw 168 referral cases this year, as compared to 61 in the previous year.

SPD THERAPY HUB

Established in 2005, the SPD Therapy Hub provides direct clinical and consultation services in occupational therapy, physiotherapy and speech therapy to various programmes within SPD as well as to organisations in the social service and long term care sectors.

As at March 2014, SPD Therapy Hub had a total of 25 occupational therapists, 17 physiotherapists and 10 speech therapists. In the year, SPD Therapy Hub served 3,311 individuals in SPD as well as 23 partner organisations.

The programme will continue to receive partial funding from the Ministry of Social and Family Development and National Council of Social Service in the new financial year. The funding will enable us to boost our capabilities to serve more partner organisations, which translates into benefiting more clients.

DEDICATED TRANSPORT AND SHUTTLE SERVICES

SPD provides a dedicated transport service to enable people with disabilities to access our programmes and services. In the year, 395 clients used our dedicated transport service which ferried them from their homes to SPD and back. On average, 158 round trips were made everyday, including shuttle runs between Tiong Bahru MRT station and SPD Ability Centre.



ENABLING
THE SECTOR



KNOWLEDGE SHARING

To help train a new generation of social workers, our Community & Social Service Department hosted entry level social workers and diploma students from the Social Service Institute to share insights of the sector with them. Besides visiting other voluntary welfare organisations for knowledge sharing and service learning, our social workers were also involved in co-facilitating the professional work group Communities of Practice in discussing best practices, particularly in the area of case management.

The Rehabilitation Centre at the SPD Ability Centre provided clinical placements to eight occupational therapy and six physiotherapy students from Nanyang Polytechnic during the year.

239

PRE-SCHOOL
TEACHERS TRAINED
IN MANAGING
CHILDREN WITH
LEARNING DIFFICULTIES

54

SPECIAL EDUCATION
SCHOOL TEACHERS
TRAINED IN ASSISTIVE
TECHNOLOGY
KNOWLEDGE AND
APPLICATION

220

CAREGIVERS AND
HEALTH-CARE
PROFESSIONALS
TRAINED IN DYSPHAGIA
MANAGEMENT





TRAINING THE PROFESSIONALS

Besides providing direct services to persons with disabilities, SPD is also committed to equipping professionals in the disability sector with knowledge on areas of our competencies, including technology, accessibility and rehabilitation.

A Training Department was set up in October 2013 to provide central planning and administration of various courses for professionals and caregivers. This will help to equip more individuals to provide better care for people with disabilities. As at 31 March 2014, the department provided training for 507 disability professionals and caregivers.

The year saw our therapists sharing their expertise. Five research posters and an oral presentation on mobility, assistive technology (AT) and quality of life were showcased at two rehabilitation conferences held locally involving health-care professionals.

TRAIN-THE-TRAINERS PROGRAMMES

Managed by SPD, the Infocomm Accessibility Centre (IAC) trained 50 teachers from a Special Education (SPED) school and developed an infocomm technology curriculum for them to integrate into their school's curriculum.

Additionally, our AT specialists from the Specialised Assistive Technology Centre (Specialised ATC) worked with another SPED school to equip four senior teachers with the skills to assess and implement relevant AT in the classroom. The Specialised ATC also conducted basic AT workshops and awareness talks for five voluntary welfare organisations to promote the use of AT devices among their clients.

COURSES	TRAINING PLACES
Dysphagia Management Programme	220
Identification and Classroom Management of Pre-Schoolers with Learning Difficulties	239
Web Accessibility	48
TOTAL	507



The “Identification and Classroom Management of Pre-Schoolers with Learning Difficulties” workshop was started in January 2012 to equip pre-school teachers with a better understanding of the learning difficulties and behavioural issues that children with developmental delays could have. The workshops were conducted at almost full capacity in the last quarter of 2013. In the year, our DSP team conducted nine of these three-day workshops, reaching out to 239 pre-school teachers. Looking ahead, we plan to ramp up our training programme to boost the capabilities of caregivers and allied educators in helping children under the DSP cope better.

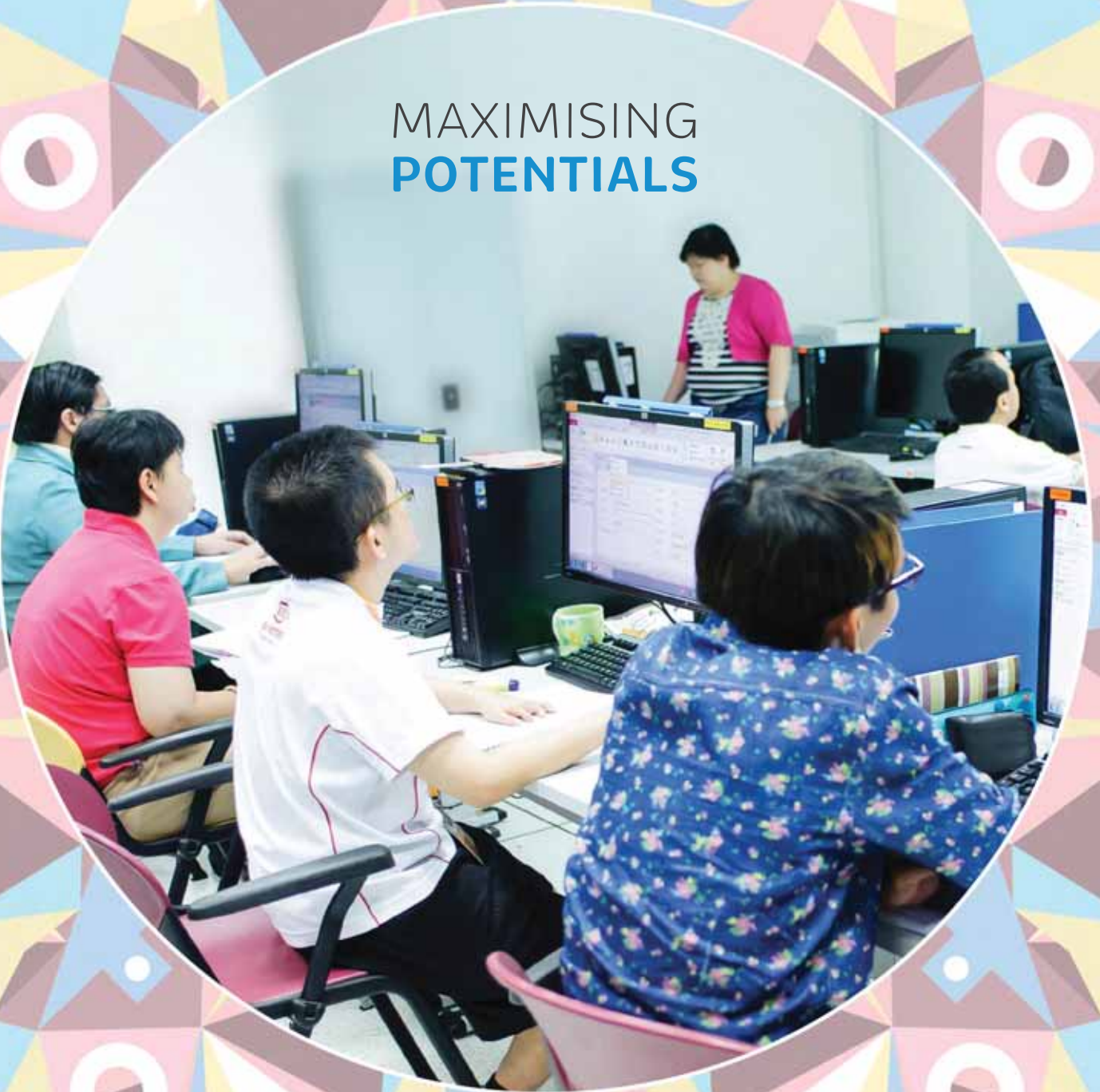
The NTUC Income OrangeAid-SPD Continuing Therapy Programme plans to reach out to at least 60 allied educators and teachers via a full-year training programme to develop their capabilities in integrating students with physical and/or learning disabilities into mainstream education.



RESOURCES

AT devices were made available for loan to persons with disabilities as well as educators and allied health professionals who required them in the course of their work. In the year, we loaned out 43 devices to people with disabilities and professionals, and 103 AT devices for road shows and outreach purposes.

MAXIMISING
POTENTIALS





ASSISTIVE TECHNOLOGY

With the primary objective of helping people with disabilities integrate fully into all aspects of community living through the use of assistive technology (AT), the Specialised Assistive Technology Centre (Specialised ATC) provides consultation, assessment and training in AT. In the year, the Specialised ATC served 167 clients and conducted 240 assessments and provided training in the use of various AT devices.

In the year, the centre was also appointed by the Agency for Integrated Care as the service provider for powered mobility devices for seniors. The Specialised ATC provided consultation, assessment, training, and prescription of powered mobility devices to 80 seniors, enabling them to move about in the community, thereby increasing their independence and integration.

SKILLS TRAINING

The Infocomm Accessibility Centre (IAC) provided different levels of infocomm technology (ICT) and soft skills training to people with disabilities in order to enhance their employment opportunities. In the year, 244 persons with disabilities received training from the IAC.

The six-month IAC Certificate in Office Skills (ICOS) programme was launched in July 2013 to equip persons with disabilities with skills for employment. ICOS consists of seven Workforce Skills Qualifications (WSQ) modules in ICT and trainees are awarded the Statement of Attainment by Singapore Workforce Development Agency when they pass their assessments. The first intake of 13 trainees graduated in December 2013 while the second batch of 12 trainees were undergoing ICOS training at the close of the financial year.

Through IAC, 33 persons with disabilities from low income families, especially those from special education schools, were able to have access to new computers at home under the NEU PC Plus Programme.

167

LIVES ENHANCED WITH ASSISTIVE TECHNOLOGY PRESCRIPTIONS

269

PERSONS WITH DISABILITIES RECEIVED TRAINING IN INFORMATION TECHNOLOGY AND ADMINISTRATIVE SKILLS

1,294

TRAINING PLACES PROVIDED IN INFOCOMM AND ASSISTIVE TECHNOLOGY

135

PEOPLE WITH DISABILITIES UNDER VOCATIONAL TRAINING AT THE SHELTERED WORKSHOP

In the year, we provided 1,294 training places in infocomm and AT related training at our centres and Special Education Schools.

VOCATIONAL TRAINING AT SHELTERED WORKSHOP

It had been a busy year for 135 Sheltered Workshop trainees. They were purposefully engaged in the packing of goodie bags for various mega events held in Singapore, including the Standard Chartered Marathon, Sundown Marathon, Great Eastern Womens Run and Chingay 2014, on top of the regular contract jobs.

To expose the trainees to open employment, the workshop adopts an enclave model where suitable trainees, accompanied by supervisors, are placed in off-site locations to experience working in a real work environment and for community integration. This arrangement had worked well over the years and gives an impetus for the trainees to graduate into open employment when opportunities arise.

Some trainees were also engaged in projects that involved data entry, digital scanning, administrative tasks and document preparation. The ultimate aim was to graduate these trainees to employment after their training.

In the year, Sheltered Workshops Certified On-The-Job Training (OJT) Centre status was renewed for another three years with the Institute of Technical Education (ITE). Twenty trainees underwent structured OJT and were awarded the OJT Certificate issued by ITE while three were successfully placed in open employment.

EMPOWERMENT
THROUGH
**FINANCIAL
INDEPENDENCE**





37
PEOPLE WITH
DISABILITIES PLACED
IN OPEN
EMPLOYMENT

32
EMPLOYERS
PARTNERED IN
JOB PLACEMENT

At first glance, the tall and strapping Yuet Jun Kai looks the regular worker who is friendly and helpful, conscientious and meticulous. What is not apparent is the long road to recovery the 31-year-old took after a bout of fever and fits in 2005 left him unconscious and needing intubation. Diagnosed with Hypoxic Brain Damage, the episode weakened his left hand and compromised his cognitive abilities and speech.

An ITE graduate in Computer Studies prior to his illness, he first joined SPD's Day Activity Centre in 2006 where he received day care and also the opportunity to re-learn computer skills. Showing improvements, he graduated to SPD's Sheltered Workshop which provided him with basic office skills training that included scanning documents, books and invoices. Motivated to seek employment, Jun Kai took ownership of the duties assigned to him and was meticulous in carrying out the tasks. He went a step further, helping to mentor new trainees and ease them into the workshop.

With his hard work and persistence, Jun Kai has finally come full circle and returned to open employment. He now works in a laundromat doing general work of the trade and some computer work. He receives a market-rate salary and employment benefits, just like the other employees, and is self-sufficient.

SHELTERED AND SUPPORTED EMPLOYMENT

The Sheltered Workshop continued engaging its craftsmen with disabilities in bookbinding and book restoration services and the creation of lifestyle gifts. Bookbinding remained one of the core product lines of the workshop. Lifestyle products such as notebooks and photo frames made by the craftsmen were well-received mainly by corporate organisations.

Having collaborated with the National Council of Social Service to market services offered by the Sheltered Workshop, the department saw an increase in the sale of photo frames in the year with over 1,000 pieces made and sold.

An art competition was organised to encourage creativity among those enrolled in SPD's programmes and services. Artists whose artworks were chosen were awarded prizes and their art pieces featured in the season's greeting cards project. The year again saw increased orders for electronic cards and lesser demand for printed cards.

To better achieve operational efficiency and reduce duplication of resources, the Production Workshop, Sheltered Workshop and Techwerkz were consolidated under one roof, known as the Sheltered Workshop, during the second half of the year. This consolidation provided greater synergy among staff and trainees.

In the year, the newly consolidated Sheltered Workshop generated a total revenue of \$400,793.

OPEN EMPLOYMENT

The Employment Support Programme (ESP) served 177 people with disabilities. The team conducted 62 needs assessment sessions with 56 new clients. Thirty-seven clients were successfully placed in open employment at 32 organisations. We also met 104 employers and processed 106 job orders.

In preparation for programme expansion, a comparative study on various job coach models was done. We will be implementing some of what we have learnt to achieve a higher level of job retention and satisfaction among clients.

In the coming year, we anticipate more Government funding to help place more people with disabilities in open employment. We will continue to enhance staff capabilities in job placement and coaching as well as work closely with SG Enable to reach out to more employers.



STRENGTHENING
SOCIAL SUPPORT,
EMPOWERING
CAREGIVERS

PROVIDING SOCIAL SUPPORT

Social workers and case management officers from the Specialised Case Management Programme (SCMP) provide a comprehensive spectrum of care and support to people with disabilities and their families. This is done through counselling, guidance and case management, occasionally leveraging on SPD's range of programmes and services, to empower them to lead more fulfilling and meaningful lives. In the year, SCMP worked with 113 caregivers to enable them to offer better care to their charges. The staff also made a total of 297 home visits.

The SCMP team served a total of 508 clients in the year, and also worked on shortening the time taken for fund applications for purchases of equipment to aid people with disabilities by initiating discussions with SG Enable on the schemes they were administering.

113

CAREGIVERS
EMPOWERED



2

SUPPORT GROUPS
ESTABLISHED FOR
EIPIC CAREGIVERS

297

HOME VISITS
MADE BY OUR
SOCIAL WORKERS



EMPOWERING CAREGIVERS

Caregiving for a person with disabilities is never easy. Hence it is important to support and understand the challenges that caregivers face. This year, with the help of a Master of Public Health student from the National University of Singapore, we carried out a research study to establish the quality of life of primary caregivers of people with disabilities, thereby gaining better insights on how our caregivers were coping with their caregiving responsibilities.

A caregiver appreciation event was organised in September 2013 to recognise the efforts of all caregivers. It comprised a talk organised to provide caregivers with information on financial planning for their disabled loved ones. At the close of the event, clients presented appreciation gifts to their caregivers. We will continue to place greater focus in the coming year on supporting caregivers in caring for their charges.

We initiated two five-session Parent Support Groups for the caregivers of children enrolled in the Early Intervention Programme for Infants and Children (EIPIC) at SPD Ability Centre and SPD@Jurong in November 2013.

EIPIC also rolled out its first caregiver education programme in November 2013 which 51 caregivers participated. The NTUC Income OrangeAid-SPD Continuing Therapy Programme also conducted caregiver training sessions during the term breaks. To provide support to children on the waiting list for this programme, caregiver training sessions were conducted in November and December 2013.

The Rehabilitation Centre at SPD@Tampines worked towards enhancing caregivers' capabilities by increasing their involvement in the clients' care plans. Each therapist conducted two sessions of caregiver training with at least 10 caregivers attending every session.





PARTNERSHIPS WITH
THE COMMUNITY



EDUCATION AND HEALTH-CARE


The Rehabilitation Centre hosted Associate Professor Susan Jane Brandis, Director, Clinical Governance Unit of the Gold Coast Health District Service in Australia, at SPD Ability Centre on 5 September 2013. This is part of the AIC's Intermediate and Long-Term Care (ILTC) Quality Festival 2013 organised with the aim of sharing best practices within the ILTC sector.

The centre also provided clinical placements to physiotherapy and occupational therapy students of Nanyang Polytechnic (NYP) and supported a small group of NYP final-year physiotherapy students who conducted the research project "The Quality of Life and Motivational Level of Patients after Using Virtual Reality System after Stroke" at the centre between October and December 2013.

Working with students and faculty members of the National University of Singapore's School of Engineering, we were able to spruce up the façade and classrooms of SPD@Jurong with wall murals.

Partnerships with the Asia Pacific Breweries Foundation, Microsoft Singapore and NatSteel Holdings continued, with SPD administering scholarships and bursaries that support students with disabilities in their educational pursuits.





GOVERNMENT

Our social workers and case management officers worked closely with administrators of community and Government funds to help our clients. One of our focus in the year was on public transport schemes for persons with disabilities. We participated in the Public Transport Council Fare Review Committee's focus group discussion in March 2013 to provide feedback on transport concessions for people with disabilities. In February 2014, following the announcement that concessions would be extended to people with disabilities travelling on public transport, we were involved in recommending clients who were eligible for it.

We renewed our working arrangement with the Ministry of Defence to continue providing case management services to injured servicemen who acquire disabilities in the course of their military service or training. In the year, the Specialised Case Management Programme provided support to these servicemen and their families through counselling and by helping them access relevant help such as financial assistance and therapy.

Our Day Activity Centre (DAC) collaborated with the Singapore Disability Sports Council to conduct sports trials for DAC clients. We also worked closely with the Land Transport Authority's (LTA) volunteers to increase community integrating opportunities for our clients. Every month, to familiarise the DAC clients with commuting on public transport, LTA volunteers would take a group of them for a ride on the MRT.





COMMUNITY

To increase awareness of the needs of persons with disabilities in the community, we supported Tanglin-Cairnhill Moves, a taskforce set up by the Tanglin-Cairnhill Constituency to improve accessibility within the constituency. SPD provided advice on physical modifications to enhance accessibility and also training and advice to the staff at the senior activity centres on setting up booths for rental of powered scooters for their residents. The purpose of renting out powered scooters was to enhance the mobility of the residents who were house-bound due to mobility difficulties. Our Specialised Assistive Technology Centre provided mobility training to the elderly residents as part of the constituency's "Seniors on the Move" project.

We collaborated with grassroots organisations in the eastern and western regions including community centres, Residents' Committees, Social Service Offices and Town Councils so that we could render appropriate support to the clients under our Early Intervention Programme for Infants and Children, and at the same time, raise awareness of our early intervention support.

The business community gave support to SPD through collaborations, sponsorships and volunteerism. We welcomed a new partner, Traders Hotel, Singapore, which hosted bi-monthly lunches for our Sheltered Workshop trainees. The partnership with NTUC Income also resulted in 800 of its staff donating \$20,000 to SPD through the sale of terrariums during #GivingTuesdaySG organised by the National Volunteer & Philanthropy Centre in December 2013.

SEEDS FOR CHANGE

Sensorial Dis

An impairment of one of the senses, primarily referring to vision and hearing impairments.

Examples:

an Impairment

No





To promote greater awareness of the need for inclusion in Singapore's education system among teachers and students, the #Edu4AllSG online video competition was organised. The competition, opened to mainstream school students, was jointly organised with the National Council of Social Service. The initiative received the endorsement and support of the Ministry of Education. Five student productions were uploaded on YouTube, garnering a total of 4,863 views and 444 likes on YouTube.

FORMATION OF ADVOCACY & OUTREACH DIVISION

The Advocacy & Outreach (A&O) Division was formed in October 2013 to plan and co-ordinate our advocacy efforts in three main areas – equal access to education, equal opportunity in employment and equal participation in the community.

As part of our ongoing advocacy efforts, "Towards An Inclusive Workforce 2013" was organised in September 2013 to advocate for equal employment for persons with disabilities. The conference attracted close to 100 participants comprising employers, policy makers, disability professionals and persons with disabilities. Keynote speaker, Ms Debra Ruh, founder and CEO of Ruh Global and G3ict Technology & EmployAbility Chair, shared international best practices for an inclusive workforce. The conference also featured speakers from our Specialised Assistive Technology Centre as well as the Movement for the Intellectually Disabled of Singapore, Autism Resource Centre and KK Women's and Children's Hospital.

EDUCATION AND EMPLOYMENT

Preceding the Government's announcement to extend more help to students with special needs in institutes of higher learning (IHLs), SPD signed a Memorandum of Understanding with the Singapore Management University (SMU) in February 2014 to develop and promote best practices for the inclusion of persons with disabilities in IHLs. With that, we committed to providing services such as assessment, consultation and training in assistive technology, case management and scholarship programmes to students with disabilities in SMU and to conduct separate or joint research with SMU to better support persons with disabilities within SMU's work and learning environments.

We organised classroom and assembly talks for students and teachers on understanding disabilities and supporting students with disabilities. One such event was conducted in April 2013 for a class of Secondary One students from MacPherson Secondary School in support of a student enrolled under the SPD



Education Programme and who had been promoted from primary to secondary level in the school.

To further the reach of our Employment Support Programme, we continued to engage with IHLs, voluntary welfare organisations, hospitals and the Singapore Workforce Development Agency Career Centres. SPD also participated in the Singapore Tripartite Forum Conference on Fair Employment Practices held at Grand Copthorne Waterfront on 20 May 2013. We set up an exhibition booth which featured demonstrations by clients with visual impairments and physical disabilities on how they used assistive technology devices to help them in data entry and design work.

PUBLIC OUTREACH

SPD President Ms Chia Yong Yong spoke at several events at the invitation of the organisers. The events included the "European Union Human Rights Day Conference" in December 2013 where she shared her thoughts on the disability landscape in Singapore and the essential support required of an inclusive community.

Our Specialised Assistive Technology Centre conducted two public education talks for Ngee Ann Polytechnic's Diploma in Child Psychology and Diploma in Early Childhood Intervention (Special Needs) students and also organised experiential learning events for occupational therapy and physiotherapy students from Nanyang Polytechnic.

Therapists from SPD's rehabilitation centres joined forces with the Agency for Integrated Care and

participated in their "Fall Prevention & Home Safety for Elderly" community outreach event on 15 February 2014.

We moved our newsletter from the printed format to the digital platform. UPDATES went online on 1 April 2013 to provide news to our friends and supporters every fortnight. We continued to engage our supporters on the social media platform with 248 Facebook postings for the year. As at 31 March 2014, 283,036 visits were recorded on the SPD website.

In conjunction with the International Day of Persons with Disabilities (IDPD) on 3 December 2013, we installed 12 posters at MRT stations including Orchard, Tampines, Yishun, Bugis, Tanjong Pagar, Dhoby Ghaut and Choa Chu Kang between 21 November and 18 December 2013 to encourage greater understanding of people with disabilities. We also participated in the Purple Parade on 30 November 2013 to raise awareness of our cause during IDPD.



DEVELOPING
RESOURCES





\$3.7 MILLION
RAISED

1,478
VOLUNTEERS
DONATED
4,434
MAN HOURS

DEVELOPING RESOURCES

FUNDRAISING

In the year under review, we raised \$3.7 million through donation appeals, donation boxes, corporate partnerships, events and our monthly donor contribution scheme.

We raised \$189,990 through the annual Charity Hongbao donation drive held from January to February 2014. Apart from the support of 119 schools including pre-schools, primary and secondary schools and junior colleges, 75 companies also participated in this donation drive, bringing cheer during the festive season.

In celebration of SPD's 50th anniversary, a commemorative desktop calendar was produced for 2014 which brought in \$60,000.

Singapore Pools raised close to \$77,000 for SPD through Football With A Heart 2013. Microsoft Singapore, through its President's Challenge event, the Ultimate Telematch, contributed \$320,980 to the Infocomm Accessibility Centre, bringing their total contribution to the centre since 2007 to close to \$2.2 million. ExxonMobil Asia Pacific organised a running carnival for its staff and raised \$43,000 for SPD. Together with contributions from other

corporate partners such as Asia Pacific Breweries Foundation, Beautiful Mind Charity, FMC Technologies, Kowloon Club, M+W Singapore, Maxi-Cash Group, NatSteel Holdings, NTUC Income, Phillips 66, Singapore Island Country Club, StarHub and the Wan Boo Saw Family, we were able to keep our programmes running.

Thanks to our new corporate donor Super Steel, our clients who were unable to take public transport due to the severity of their disabilities or inaccessible travel routes could commute to our centres for services on a specially-adapted 14-seater vehicle.

Two groups of students, Dare to Dream from Raffles Institution (JC) and Step Up '13 from Hwa Chong Institution (College Section), participated in the Citi-YMCA Youth for Causes. Both groups adopted SPD as their beneficiary and raised close to \$26,500 through street sales to support our programmes and services.

Three rounds of appeals to individual donors were carried out in the year raising close to \$720,000. We also raised about \$454,000 from pledges through our monthly donation STAR programme. In addition, approximately \$59,000 was collected from donation boxes placed at various locations island-wide.

Online donations made via the SPD and SG Gives websites raised \$130,000, the highest amount we have received through the online platform.

VOLUNTEER MANAGEMENT

In the year, 1,478 volunteers comprising students, individuals and employees of corporate partners supported us in areas of fundraising, befriending, administrative work as well as social and recreational activities. Corporate volunteers made up close to 70 per cent of our volunteer pool. In all, the volunteers put in a total of 4,434 man hours.

Regular volunteers were roped in to conduct some of our client activities. They included corporate volunteers such as Holiday Inn Atrium, Land Transport Authority, NatSteel Holdings, NTUC Fairprice and Traders Hotel, Singapore, as well as the Humane Society Singapore which provided monthly pet therapy services at our Day Activity Centre (DAC) and Ms Ann Tan and her friends from Hair Fitness who offered free hair cuts to our clients.

Volunteers from the Singapore Soka Association also visited our centre every fortnight to organise activities and befriended our DAC clients over the last nine

years. Ms Frances Chua and her team from VocalHeart has been offering music therapy at SPD since 2008. DAC's swimming programme was maintained by dedicated long-time volunteers Mr Nicky Ting, Mr Raymond Leong, Mr Quek Wee Yeow, Mr Teo Kok Chai and Mr Tan Puay Hoe who accompanied the clients for swimming every Friday as part of their exercise regime.

We organised three activities in the year to promote networking among the volunteers. In addition, we held a breakfast cum movie screening for 130 volunteers and their guests on 18 January 2014 in appreciation of their dedication and commitment to our clients and our cause.

DATA MANAGEMENT SYSTEM

We rolled out donor, donation and volunteer management system between June and August 2013 to better manage our databases. The new system has boosted our capabilities, giving us valuable analysis and reports for more focused engagement efforts.





OUR PEOPLE,
**OUR MOST
VALUABLE ASSET**



\$198,000
INVESTED IN
STAFF TRAINING



As of 31 March 2014, 188 staff were employed in SPD, including 11 craftsmen at the Sheltered Workshop. To strengthen engagement and bonding, activities were held throughout the year including four key staff events - Organisation Excellence Day, Staff Day, Healthy Lifestyle Day and Safety Preparedness Day.

PEOPLE DEVELOPMENT

We tapped on training grants provided by the Government such as the National Council of Social Service's (NCSS) VWOs-Charities Capability Fund, AIC's Health Manpower Development Programme and WDA's Skills Development Fund for the personal and professional development of staff through training courses, overseas conferences and post-graduate courses. Overall, SPD invested close to \$198,000 on training, representing about 2.1 per cent of payroll.

The capabilities of the EIPIC teaching staff was enhanced through increased sign-ups for the Advanced Diploma in Early Childhood Intervention and the Certificate in Autism courses.

Five occupational therapists from the SPD Therapy Hub successfully obtained sponsorships (both local and overseas) for their undergraduate studies. The therapists would be completing their studies and commencing work between June and August 2014.

Building staff capabilities will remain a focus in the upcoming year with staff being encouraged to attend courses regularly.

RECRUITMENT

SPD participated in an overseas recruitment drive held in Hong Kong in March 2014. This was initiated by the Ministry of Social and Family Development and NCSS to help increase manpower capabilities to address the service needs of the sector.

WORKPLACE SAFETY

Safety at the workplace was a priority for the year. For our efforts at improving workplace safety, SPD obtained the bizSAFE Level 3 status awarded in January 2014 by the Workplace Safety and Health (WSH) Council. We underwent a rigorous certification process of assessments by independent auditors who reviewed our risk management practices to ensure that we met the requirements of the WSH (RM) Regulations.



REWARDING
SMILES



Close to 90 per cent of our Day Activity Centre's caregivers surveyed indicated that they were satisfied with the service we provided. Over 80 per cent of them indicated that their loved ones benefitted from the day care programme, exceeding the 70 per cent benchmark set by the National Council of Social Service.

The Early Intervention Programme for Infants and Children (EIPIC) achieved 97 per cent client satisfaction, up four points from last year's satisfaction rating of 93 per cent.

Both the SPD Ability Centre and SPD@Tampines which were providing the NTUC Income OrangeAid-SPD Continuing Therapy Programme (CTP) passed SG Enable's audit in November 2013, achieving 95 per cent client satisfaction for the provision of quality and relevant services, up 10 points from previous year's satisfaction rate of 85 per cent. Going forward, we plan to enhance the quality of therapy services by conducting regular internal audits.

In a half-yearly survey, the Rehabilitation Centre at SPD Ability Centre achieved 95 per cent client satisfaction for overall service.

The Development Support Programme achieved 100 per cent client satisfaction among 113 caregivers surveyed, a significant improvement from last year's satisfaction rating of 86 per cent.

The first EIPIC caregiver education programme organised by the Community & Social Service Department in November 2013 achieved 98 per cent satisfaction rating by the participants on relevance and quality of training provided.

The SPD Therapy Hub formed a small work team to look into standardising the quality of service provision by therapists in various programmes and partner organisations. A pilot trial was conducted on an internal programme and the results demonstrated that the forms developed successfully helped to identify gaps in services and bring to light achievable action plans to meet the gaps identified.

In an annual survey with volunteers, 94 per cent of them found their volunteering experience at SPD to be interesting and meaningful.



GOVERNANCE



IMPROVING TRANSPARENCY AND ACCOUNTABILITY

In the year, we engaged internal auditors from Shared Services for Charities Limited to conduct a review of our compliance with the Code of Governance for Charities & Institutions of a Public Character and regulations issued by the Charity Council. The auditors also conducted a review of the donation management procedures and fundraising processes following which the management took steps to strengthen the few areas that the auditors identified for improvement. We also continued to report regularly to the Ministry of Social and Family Development, Ministry of Health, National Council of Social Service and Agency for Integrated Care.

Our Board of Management is made up of volunteers who are elected to the Board and serve for a period of two years before a new Board is elected. All Board members are not paid any remuneration or director's fees.

To strengthen the team, Ms Chow Siew Ying, the Chief Financial Officer of Jurong Health Services Pte Ltd, and Dr Ng Yee Sien, Head & Senior Consultant, Department of Rehabilitation Medicine at the Singapore General Hospital, were co-opted into the Board of Management for the term 2012 to 2014.

RESERVES POLICY

We continued to adopt a pragmatic approach while planning the organisation's reserves for the year. Our reserves level was maintained at no more than three years to ensure that we met the immediate needs of our clients and at the same time have sustainable resources to support people with disabilities through our various programmes and services.

As at 31 March 2014, SPD's reserves stood at about 7.6 months.

Our financial results and standings were regularly reviewed by our Board through quarterly financial performance updates, forecasts, a budgetary exercise and annual financial statements approval. This was to ensure that we had adequate reserves to fulfill our continuing obligations.

BOARD OF MANAGEMENT ATTENDANCE AT BOARD MEETINGS

BOARD MEMBER	DESIGNATION FOR TERM 2012-2014	ATTENDANCE AT BOARD MEETINGS
Ms Chia Yong Yong, PBM	President	6 out of 6
Mr Ngan Wan Sing, Winston	Vice President	5 out of 6
Ms Poh Hwee Hian	Honorary Treasurer	5 out of 6
Mr Kamalarajan Malaiyandi Chettiar	Honorary Assistant Treasurer	4 out of 6
Ms Suman K Balani	Member	3 out of 6
Ms Chow Siew Ying (joined 31 August 2013)	Member	3 out of 4
Professor Ho Lai Yun, BBM, JP, PBS	Member	4 out of 6
Mr Lee Han Yang, BBM	Member	5 out of 6
Mr Low Wong Fook	Member	6 out of 6
Dr Ng Yee Sien (joined 28 October 2013)	Member	3 out of 3
Mr See Cher	Member	6 out of 6
Mr Soh Chee Keong, BBM	Member	5 out of 6
Mr Yeo Jeu Nam	Member	4 out of 6

GOVERNANCE



CONFLICT OF INTEREST POLICY

All Board members and employees are required to comply with SPD's conflict of interest policy which stipulates that, when dealing in matters concerning SPD, they are to exercise their best care, skill and judgement for the sole benefit of SPD, and to make full disclosure of interests, relationships and holdings that could potentially result in a conflict of interest. In addition, staff and Board members are to be excluded from discussions and approvals of transactions to which they have a conflict of interest.

CODE OF GOVERNANCE EVALUATION CHECKLIST FOR THE YEAR ENDED 31 MARCH 2014

S/NO.	CODE DESCRIPTION	CODE ID	COMPLIANCE	PLEASE PROVIDE EXPLANATION IF YOUR CHARITY IS UNABLE TO COMPLY WITH THE CODE GUIDELINES, OR IF THE GUIDELINES ARE NON-APPLICABLE.
BOARD GOVERNANCE				
1	Are there Board members holding staff appointments? Remarks: (Skip questions 2 and 3 if "No")		No	
2	If the governing instrument permits staff to become Board members, they should comprise not more than one-third of the Board.	1.1.2	Not applicable	Not applicable as no staff serves as a Board member
3	Staff does not chair the Board.	1.1.2	Not applicable	Not applicable as no staff serves as a Board member
4	There is a maximum term limit of four consecutive years for the Treasurer position (or equivalent, e.g. Finance Committee Chairman).	1.1.6	Complied	
5	The Board conducts regular self-evaluation to assess its performance and effectiveness.	1.1.10	Complied	
6	There are Board committees (or designated Board members) with documented terms of reference.	1.2.1	Complied	
7	The Board meets regularly with a quorum of at least one-third or at least three members, whichever is greater (or as required by the governing instrument).	1.3.1	Complied	
CONFLICT OF INTEREST				
8	There are documented procedures for Board members and staff to declare actual or potential conflicts of interest to the Board.	2.1	Complied	
9	Board members do not vote or participate in decision-making on matters where they have a conflict of interest.	2.4	Complied	

GOVERNANCE

S/NO.	CODE DESCRIPTION	CODE ID	COMPLIANCE	PLEASE PROVIDE EXPLANATION IF YOUR CHARITY IS UNABLE TO COMPLY WITH THE CODE GUIDELINES, OR IF THE GUIDELINES ARE NON-APPLICABLE.
STRATEGIC PLANNING				
10	The Board reviews and approves the vision and mission of the charity. They are documented and communicated to its members and the public.	3.1.1	Complied	
11	The Board approves and reviews a strategic plan for the charity to ensure that the activities are in line with its objectives.	3.2.2	Complied	
HUMAN RESOURCE MANAGEMENT				
12	The Board approves documented human resource policies for staff.	5.1	Complied	
13	There are systems for regular supervision, appraisal and professional development of staff.	5.6	Complied	
14	There is a system to address grievances and resolve conflicts.	5.11	Complied	
FINANCIAL MANAGEMENT AND CONTROLS				
15	The Board ensures internal control systems for financial matters are in place with documented procedures.	6.1.2	Complied	
16	The Board ensures reviews on the charity's controls, processes, key programmes and events.	6.1.3	Complied	
17	The Board approves an annual budget for the charity's plans and regularly monitors its expenditure.	6.2.1	Complied	
18	The charity discloses its reserves policy in the annual report.	6.4.1	Complied	
19	Does the charity invest its reserves? Remarks: (Skip question 20 if "No")		No	
20	The charity invests its reserves in accordance with an investment policy approved by the Board. It obtains advice from qualified professional advisors, if deemed necessary by the Board.	6.4.4	Not applicable	SPD does not invest its reserves.

GOVERNANCE



CODE OF GOVERNANCE EVALUATION CHECKLIST FOR THE YEAR ENDED 31 MARCH 2014

S/NO.	CODE DESCRIPTION	CODE ID	COMPLIANCE	PLEASE PROVIDE EXPLANATION IF YOUR CHARITY IS UNABLE TO COMPLY WITH THE CODE GUIDELINES, OR IF THE GUIDELINES ARE NON-APPLICABLE.
FUNDRAISING PRACTICES				
21	Donations collected are properly recorded and promptly deposited by the charity.	7.2.2	Complied	
DISCLOSURE AND TRANSPARENCY				
22	The charity makes available to its stakeholders an annual report that includes information on its programmes, activities, audited financial statements, Board members and executive management.	8.1	Complied	
23	Are Board members remunerated for their Board services? Remarks: (Skip questions 24 and 25 if "No")		No	
24	No Board member is involved in setting his or her own remuneration.	2.2	Not applicable	SPD does not remunerate Board members for their Board services.
25	The charity discloses the exact remuneration and benefits received by each Board member in the annual report.	8.2	Not applicable	SPD does not provide remuneration/benefits to its Board members.
26	Does the charity employ paid staff? Remarks: (Skip questions 27 and 28 if "No")		Yes	
27	No staff is involved in setting his or her own remuneration.	2.2	Complied	
28	The charity discloses in its annual report the annual remuneration of its three highest paid staff who each receives remuneration exceeding \$100,000, in bands of \$100,000. If none of its top three highest paid staff receives more than \$100,000 in annual remuneration each, the charity discloses this fact.	8.3	Complied	
PUBLIC IMAGE				
29	The charity accurately portrays its image to its members, donors and the public.	9.1	Complied	



FINANCIAL STATEMENTS

STATEMENT BY THE BOARD OF MANAGEMENT 64

INDEPENDENT AUDITORS' REPORT 65
TO THE MEMBERS OF THE SOCIETY FOR THE PHYSICALLY DISABLED

BALANCE SHEET 67

STATEMENT OF FINANCIAL ACTIVITIES 68

STATEMENT OF CASH FLOWS 69

NOTES TO THE FINANCIAL STATEMENTS 70





STATEMENT BY THE BOARD OF MANAGEMENT

(Registered as a Society in Singapore)

In the opinion of the Board of Management, the accompanying balance sheet, statement of financial activities and statement of cash flows together with the notes thereto are drawn up so as to give a true and fair view of the state of affairs of the Society as at 31 March 2014, and of the results of its financial activities and the cash flows of the Society for the year then ended.

On behalf of the Board of Management,



Chia Yong Yong
President



Poh Hwee Hian
Honorary Treasurer

Singapore
21 July 2014



INDEPENDENT AUDITORS' REPORT

TO THE MEMBERS OF THE SOCIETY FOR THE PHYSICALLY DISABLED

(UEN: S64SS0052D)

(Registered as a Society in Singapore)

Report on the Financial Statements

We have audited the accompanying financial statements of The Society for the Physically Disabled ("the Society"), which comprise the balance sheet as at 31 March 2014, and the statement of financial activities and statement of cash flows for the year then ended, and a summary of significant accounting policies and other explanatory information.

Management's Responsibility for the Financial Statements

Management is responsible for the preparation and fair presentation of these financial statements in accordance with the provisions of the Charities Accounting Standards, the Societies Act Chapter 311 ("the Act"), and the Singapore Charities Act, Chapter 37 ("the Charities Act"), and for such internal control as management determines is necessary to enable the preparation of financial statements that are free from material misstatement, whether due to fraud or error.

Auditor's Responsibility

Our responsibility is to express an opinion on these financial statements based on our audit. We conducted our audit in accordance with Singapore Standards on Auditing. Those standards require that we comply with ethical requirements and plan and perform the audit to obtain reasonable assurance about whether the financial statements are free from material misstatement.

An audit involves performing procedures to obtain audit evidence about the amounts and disclosures in the financial statements. The procedures selected depend on the auditor's judgement, including the assessment of the risks of material misstatement of the financial statements, whether due to fraud or error. In making those risk assessments, the auditor considers internal control relevant to the entity's preparation and fair presentation of the financial statements in order to design audit procedures that are appropriate in the circumstances, but not for the purpose of expressing an opinion on the effectiveness of the entity's internal control. An audit also includes evaluating the appropriateness of accounting policies used and the reasonableness of accounting estimates made by management, as well as evaluating the overall presentation of the financial statements.

We believe that the audit evidence we have obtained is sufficient and appropriate to provide a basis for our audit opinion.

Opinion

In our opinion, the financial statements present fairly in all material respects, the state of the affairs of the Society as at 31 March 2014 and the financial activities and cash flows of the Society for the year then ended in accordance with the provisions of the Act, the Charities Act and the Charities Accounting Standards.



INDEPENDENT AUDITORS' REPORT

TO THE MEMBERS OF THE SOCIETY FOR THE PHYSICALLY DISABLED

(UEN: S64SS0052D)

(Registered as a Society in Singapore)

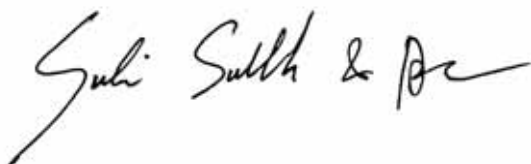
Report On Other Legal and Regulatory Requirements

In our opinion,

- (a) the accounting and other records required by the Societies Regulations under the Act to be kept by the Society have been properly kept in accordance with the provisions of those Regulations; and
- (b) the fundraising appeals conducted by the Society during the year ended 31 March 2014 have been carried out in accordance with Regulation 6 of the Societies Regulations issued under the Act and proper accounts and other records have been kept of the fundraising appeals.

During the course of our audit, nothing has come to our attention that caused us to believe that during the year:

- (a) the donation and other receipts of the Society were not used for approved projects and the purposes intended; and
- (b) the 30% cap mentioned under Regulation 15 of the Charities Act, Chapter 37 (Institutions Of A Public Character) Regulations 2007 has been exceeded.



SUHAIMI SALLEH & ASSOCIATES

Public Accountants and
Chartered Accountants

Singapore
21 July 2014

BALANCE SHEET

AS AT 31 MARCH 2014

	Notes	2014 S\$	2013 S\$
ASSETS			
Non-Current Asset			
Property, plant and equipment	8	<u>5,105,957</u>	<u>5,795,528</u>
Current Assets			
Inventories	9	42,648	43,707
Trade and other receivables	10	2,971,171	3,494,203
Fixed deposits	11	13,011,706	10,029,344
Cash and cash equivalents	12	<u>2,252,389</u>	<u>2,627,385</u>
Total Current Assets		<u>18,277,914</u>	<u>16,194,639</u>
TOTAL ASSETS		<u>23,383,871</u>	<u>21,990,167</u>
LIABILITIES AND FUNDS			
CURRENT LIABILITY			
Trade and other payables	13	<u>2,986,575</u>	<u>2,602,310</u>
FUNDS			
Unrestricted Funds			
General fund	14	13,951,765	12,274,763
Designated property, plant and equipment fund	14	4,201,273	4,729,440
Designated sinking fund	14	<u>802,044</u>	<u>802,044</u>
		<u>18,955,082</u>	<u>17,806,247</u>
Restricted Funds			
Lee Boon Huat education fund	14	129,482	132,226
Programme funds	14	<u>1,312,732</u>	<u>1,449,384</u>
		<u>1,442,214</u>	<u>1,581,610</u>
Total Funds		<u>20,397,296</u>	<u>19,387,857</u>
TOTAL LIABILITIES AND FUNDS		<u>23,383,871</u>	<u>21,990,167</u>

The accompanying notes form an integral part of these financial statements.

STATEMENT OF FINANCIAL ACTIVITIES

FOR THE YEAR ENDED 31 MARCH 2014

Notes

	2014					2013				
	General Fund	Designated-Property, Plant & Equipment Fund	Designated-Sinking Fund	Subtotal		Programme Education Fund	Lee Boon Huat Education Fund	Property, Plant & Equipment Fund	Subtotal	Total
	S\$	S\$	S\$	S\$	←	S\$	S\$	S\$	S\$	S\$
INCOME										
Income from Generated Funds										
Voluntary income	3	3,047,739	-	3,047,739	2,524,048	-	98,256	2,622,304	5,670,043	7,835,984
Activities for generating funds	3	-	-	-	-	-	-	-	-	185,263
Investment income	3	78,802	-	78,802	-	-	-	-	78,802	63,071
Income from Charitable Activities	3	2,487,411	-	2,487,411	6,240,751	-	-	6,240,751	8,728,162	7,210,129
Other Income	3	43,527	-	43,527	-	-	-	-	43,527	35,197
TOTAL INCOME		5,657,479	-	5,657,479	8,764,799	-	98,256	8,863,055	14,520,534	15,329,644
EXPENDITURE										
Cost of Generating Funds										
Cost of generating voluntary income	4	461,959	14,173	476,132	100,298	-	-	100,298	576,430	1,243,192
Fundraising trading: cost of goods sold and other costs	5	-	-	-	-	-	-	-	-	168,454
Charitable Activities	6	3,108,022	547,465	3,655,487	8,782,546	2,744	-	8,785,290	12,440,777	11,273,061
Governance Costs	7	410,496	64,785	475,281	18,607	-	-	18,607	493,888	597,001
TOTAL EXPENDITURE		3,980,477	626,423	4,606,900	8,901,451	2,744	-	8,904,195	13,511,095	13,281,708
NET INCOME/(EXPENDITURE)		1,677,002	(626,423)	1,050,579	(136,652)	(2,744)	98,256	(41,140)	1,009,439	2,047,936
TRANSFERS										
Transfers (from) funds	20	-	-	-	-	-	(98,256)	(98,256)	(98,256)	(43,230)
Transfers to funds	20	-	98,256	98,256	-	-	-	-	98,256	43,230
NET MOVEMENT IN FUNDS		-	98,256	98,256	-	-	(98,256)	(98,256)	-	-
RECONCILIATION OF FUNDS										
TOTAL FUNDS BROUGHT FORWARD		12,274,763	4,729,440	802,044	17,806,247	1,449,384	132,226	1,581,610	19,387,857	17,339,921
TOTAL FUNDS CARRIED FORWARD		13,951,765	4,201,273	802,044	18,955,082	1,312,732	129,482	1,442,214	20,397,296	19,387,857

The accompanying notes form an integral part of these financial statements.



STATEMENT OF CASH FLOWS

FOR THE YEAR ENDED 31 MARCH 2014

	Notes	2014 S\$	2013 S\$
CASH FLOWS FROM OPERATING ACTIVITIES			
Operating income for the year		1,009,439	2,047,936
Adjustments for:			
Depreciation of property, plant and equipment	8	1,072,017	1,034,039
Loss on disposal of property, plant and equipment		-	64
Costs of donated stocks sold		-	5,724
Interest income earned		(78,802)	(63,071)
Operating income before working capital changes		2,002,654	3,024,692
Decrease in inventories		1,059	58,516
(Increase)/decrease in trade and other receivables		536,957	(2,197,369)
Increase in trade and other payables		384,265	245,154
Net cash flows generated from operating activities		2,924,935	1,130,993
CASH FLOWS FROM INVESTING ACTIVITIES			
Investment in fixed deposits		(2,982,362)	(60,459)
Interest income received		64,877	68,595
Purchase of property, plant and equipment	8	(382,446)	(620,028)
Net cash flows used in investing activities		(3,299,931)	(611,892)
CASH FLOWS FROM FINANCING ACTIVITIES			
Net increase/(decrease) in cash and cash equivalents		(374,996)	519,101
Cash and cash equivalents brought forward		2,627,385	2,108,284
Cash and cash equivalents carried forward	12	2,252,389	2,627,385
Cash and cash equivalents carried forward comprise:			
Cash in hand		8,037	6,751
Cash at bank		2,244,352	2,620,634
Cash and cash equivalents	12	2,252,389	2,627,385

The accompanying notes form an integral part of these financial statements.



NOTES TO THE FINANCIAL STATEMENTS

FOR THE FINANCIAL YEAR ENDED 31 MARCH 2014

These notes form an integral part of and should be read in conjunction with the accompanying financial statements.

1. CORPORATE INFORMATION

The Society is registered under the Societies Act, Chapter 311 and is domiciled in the Republic of Singapore. Its Unique Entity Number (UEN) is S64SS0052D.

The registered address of the Society is 2 Peng Nguan Street, SPD Ability Centre, Singapore 168955.

The principal activities of the Society are the promotion, development and provision of welfare programmes and services to people with disabilities, so as to develop their potential to the fullest.

2. SUMMARY OF SIGNIFICANT ACCOUNTING POLICIES AND ESTIMATES

(a) Statement of compliance

The financial statements have been prepared in accordance with the provisions of the Charities Accounting Standards (CAS) issued by the Accounting Standards Council of Singapore, the Societies Act Cap. 311 ("the Act") and the Singapore Charities Act, Cap. 37 ("the Charities Act").

(b) Basis of preparation

(i) Functional and presentation currency

The financial statements are expressed in Singapore dollars which is the Society's functional and presentation currency.

(ii) Basis of measurement

The financial statements have been prepared under the historical cost convention except as described in the accounting policies below.

(c) Property, plant and equipment

Property, plant and equipment are stated at cost less accumulated depreciation. All items of property, plant and equipment are initially recorded at cost.

The initial cost of property, plant and equipment comprises its purchase price, including import duties and non-refundable purchase taxes and any directly attributable costs of bringing the asset to its working condition and location for its intended use. Any trade discounts and rebates are deducted in arriving at purchase price. Expenditure incurred after the property, plant and equipment have been put into operation, such as repairs and maintenance and overhaul costs, is normally charged to the statement of financial activities in the period in which the costs are incurred. In situations where it can be clearly demonstrated that the expenditure has resulted in an increase in the future economic benefits expected to be obtained from the use of an item of property, plant and equipment beyond its originally assessed standard of performance, the expenditure is capitalised as an additional cost of property, plant and equipment.

Individual asset items in excess of S\$500 are capitalised when acquired.



NOTES TO THE FINANCIAL STATEMENTS

FOR THE FINANCIAL YEAR ENDED 31 MARCH 2014

2. SUMMARY OF SIGNIFICANT ACCOUNTING POLICIES AND ESTIMATES (CONTINUED)

(c) Property, plant and equipment (Continued)

Depreciation is computed on a straight-line basis over the estimated useful life of the assets as follows:

Leasehold building	5 – 25 years
Assistive devices and technical aids	3 – 5 years
Computer equipment	3 years
Office equipment, furniture and fittings	5 – 10 years
Motor vehicles	5 years
Satellite centre	5 years
Electrical equipment	5 years
Machinery	10 years

Renovation in-progress included in property, plant and equipment are not depreciated when it is not yet available for use.

Assets held under finance leases are depreciated over their expected useful lives on the same basis as owned assets or, where shorter, the term of the relevant lease.

The residual value, useful life and depreciation method are reviewed at each financial year-end and adjusted prospectively, if appropriate.

An item of property, plant and equipment is derecognised upon disposal or when no future economic benefits are expected from its use or disposal. Any gain or loss on derecognition of the asset is included in the statement of financial activities in the year the asset is derecognised.

Fully depreciated assets still in use are retained in the financial statements.

(d) Inventories

Inventories comprising mainly raw materials for bookbinding and photo albums and finished goods such as photo albums and hand-made notebooks are valued at the lower of cost and net realisable value. Cost is determined on an annual weighted average basis and includes freight and handling charges. Allowance is made where necessary for obsolete, slow-moving and defective inventory in arriving at the net realisable value. Net realisable value is the estimated selling price in the ordinary course of business less the estimated costs of completion and the estimated costs necessary to make the sale.

Donated stocks for resale are valued at net realisable value. Donated stock of gift vouchers and petrol cash cards are valued based on their face value.

(e) Financial assets

Financial assets are recognised on the balance sheet when, and only when, the Society becomes a party to the contractual provisions of the financial instrument.

NOTES TO THE FINANCIAL STATEMENTS

FOR THE FINANCIAL YEAR ENDED 31 MARCH 2014

2. SUMMARY OF SIGNIFICANT ACCOUNTING POLICIES AND ESTIMATES (CONTINUED)

(e) Financial assets (Continued)

Investments in financial assets are initially recognised at the transaction price excluding transaction costs, if any, which shall be recognised as expenditure immediately in the statement of financial activities. Subsequent to initial measurement, investments in financial assets are measured at cost less any accumulated impairment losses.

Impairment of financial assets

At the end of each reporting period, financial assets are assessed for any objective evidence of impairment. If there is objective evidence of impairment, an impairment loss is recognised immediately in the statement of financial activities.

Reversal of impairment loss

If, in a subsequent period, the amount of an impairment loss decreases and the decrease can be related objectively to an event occurring after the impairment was recognised, the previously recognised impairment loss will be reversed. Any reversal however shall not exceed what the carrying amount would have been had the impairment not been recognised previously. The reversed amount shall be recognised in the statement of financial activities immediately.

(f) Trade and other receivables

Trade and other receivables excluding prepayments are initially recognised at their transaction price, excluding transaction costs, if any. Transaction costs are recognised as expenditure in the statement of financial activities. Prepayments are initially recognised at the amount paid in advance for the economic resources expected to be received in the future.

(g) Cash and cash equivalents

Cash and cash equivalents comprise cash on hand, cash at bank and short-term highly liquid investments that are readily convertible to known amount of cash which are subject to insignificant risk of changes in value.

(h) Financial liabilities

Financial liabilities are recognised as soon as there is a present legal or constructive obligation to the expenditure. Liabilities arise when there is a present obligation to make a transfer of value to another party as a result of past transaction or event.

(i) Trade and other payables

Trade and other payables excluding accruals are recognised at their transaction price excluding transaction costs, if any, at both initial recognition and at subsequent measurement. Transaction costs are recognised as expenditure in the statement of financial activities as incurred. Accruals are recognised at the best estimate of the amount payable.



NOTES TO THE FINANCIAL STATEMENTS

FOR THE FINANCIAL YEAR ENDED 31 MARCH 2014

2. SUMMARY OF SIGNIFICANT ACCOUNTING POLICIES AND ESTIMATES (CONTINUED)

(j) Provision for liabilities and charges

Provisions are recognised only when a present obligation (legal or constructive) exists as a result of a past event, it is probable that a transfer of economic benefits in settlement will be required, and the amount of the obligation can be estimated reliably. The amount of provision recognised is the best estimate of the expenditure required to settle the obligation at the reporting date. The best estimate of the expenditure required to settle the obligation is the amount that would rationally be paid to settle the obligation at the reporting date or to transfer it to a third party.

(k) Funds

Fund balances restricted by outside sources are so indicated and are distinguished from unrestricted funds allocated to specific purposes if any by action of the management. Externally restricted funds may only be utilised in accordance with the purposes established by the source of such funds and are in contrast with unrestricted funds over which management retains full control to use in achieving any of its institutional purposes. An expense resulting from the operating activities of a fund that is directly attributable to the fund is charged to that fund. Common expenses if any are allocated on a reasonable basis to the funds based on a method most suitable to that common expense.

(l) Related parties

Related parties include all of the following:

- (a) A person or a close member of that person's family is related to the Society if that person:
 - (i) Has control or joint control over the Society;
 - (ii) Has significant influence over the Society; or
 - (iii) Is a governing Board member, trustee or member of the key management personnel of the Society or of a parent of the Society.

- (b) An entity is related to the Society if any of the following conditions applies:
 - (i) The entity and the Society are members of the same group (which means that each parent, subsidiary and fellow subsidiary is related to the others);
 - (ii) The entity is an associate or joint venture of the Society (or an associate or joint venture of a member of a group of which the Society is a member) and vice versa;
 - (iii) The entity and the Society are joint ventures of the same third party;
 - (iv) The entity is a joint venture of a third entity and the Society is an associate of the third entity and vice versa;
 - (v) The entity is controlled or jointly controlled by a person identified in (a); and
 - (vi) A person identified in (a)(i) has significant influence over the entity or is a governing Board member, trustee or member of the key management personnel of the entity (or of a parent of the entity).

NOTES TO THE FINANCIAL STATEMENTS

FOR THE FINANCIAL YEAR ENDED 31 MARCH 2014

2. SUMMARY OF SIGNIFICANT ACCOUNTING POLICIES AND ESTIMATES (CONTINUED)

(m) Leases

(i) Operating lease

Leases are classified as operating leases when the lessor effectively retains substantially all the risks and benefits of ownership of the leased item. Operating lease payments are recognised as an expense in the statement of financial activities on a straight-line basis over the lease term.

The aggregate benefit of incentives provided by the lessor is recognised as a reduction of rental expense over the lease term on a straight-line basis.

(ii) Finance lease/Hire purchase lease

Leases of assets which the Society assumes substantially the risks and rewards of ownership are classified as finance leases.

Finance leases are capitalised at the inception of the lease at the lower of the fair value of the leased property, plant and equipment and the present value of the minimum lease payments.

Each lease payment is allocated between the liability and the finance charges so as to achieve a constant rate on the finance balance outstanding. The corresponding rental obligations, net of finance charges, are included in borrowings. The interest element of the finance cost is taken to the statement of financial activities on the remaining balance of the liability for each period.

(n) Contingencies

Contingent liabilities are not recognised in the financial statements. They are disclosed unless the possibility of an outflow of resources embodying economic benefits is remote. A contingent asset is not recognised in the financial statements but disclosed when an inflow of economic benefit is probable.

(o) Recognition of income

Income (both for income and endowment funds) is recognised in the statement of financial activities when the effect of a transaction or other event results in an increase in the Society's net assets. Income is recognised when the following 3 factors are met:

(i) Entitlement

The Society has control over the rights or other access to the resource, enabling the Society to determine its future application;

(ii) Certainty

It is probable that the income will be received; and



NOTES TO THE FINANCIAL STATEMENTS

FOR THE FINANCIAL YEAR ENDED 31 MARCH 2014

2. SUMMARY OF SIGNIFICANT ACCOUNTING POLICIES AND ESTIMATES (CONTINUED)

(o) Recognition of income (Continued)

(iii) Measurement

The amount of the income can be measured by the Society with sufficient reliability.

The following specific recognition criteria must also be met before income is recognised:

(i) Donations

Donations are recognised when received. Income recognition is only deferred when the donor specifies that the donations can only be used in future accounting periods or the donor has imposed certain conditions that must be met before the Society has unconditional entitlement.

(ii) Grants

Grants are not recognised until there is reasonable assurance that the grant will be received and all conditions attached to it have been met. Grants for capital expenditures are recognised in the statement of financial activities when the Society have entitlement to the income and not deferred over the useful life of the asset.

(iii) Programme and transport fees

Programme and transport fees represent income from rendering of services to people with physical disabilities. Such fees are recognised as income once the services are rendered.

(iv) Interest

Interest income is recognised as the interest accrues based on the effective interest method.

(p) Recognition of expenditures

Expenditures are recognised in the statement of financial activities once the goods or services have been delivered or rendered unless the expenditure qualifies for capitalisation as assets such as inventory and property, plant and equipment. Expenditure on performance-related grants are recognised to the extent the specified service or goods have been provided. Expenditures in the statement of financial activities are classified under the costs of generating funds, cost of charitable activities and governance costs.

(i) Classification

Cost of generating funds

All cost associated with generating income from all sources other than from undertaking charitable activities are included under cost of generating funds.

Cost of charitable activities

All resources applied in undertaking activities to meet the Society's charitable objectives are classified under cost of charitable activities.

NOTES TO THE FINANCIAL STATEMENTS

FOR THE FINANCIAL YEAR ENDED 31 MARCH 2014

2. SUMMARY OF SIGNIFICANT ACCOUNTING POLICIES AND ESTIMATES (CONTINUED)

(p) Recognition of expenditures (Continued)

(i) Classification (Continued)

Governance costs

This includes costs of governance arrangements that relate to the general running of the Society as opposed to the direct management functions inherent in generating funds, service delivery and programme or project work. These activities provide the governance infrastructure, which allows the charity to operate, and to generate the information required for public accountability. They include the strategic planning processes that contribute to future development of the Society.

(ii) Allocation of costs

Where appropriate, expenditures that are specifically identifiable to each cost classification are allocated directly to the type of costs incurred. Where apportionment between each costs classification is necessary, the following apportionment bases are applied:

- Usage;
- Head count i.e. on the number of people employed within an activity;
- Floor area occupied by an activity;
- On time basis; and
- Expenditure total.

(q) Employee benefits

(i) Pensions & other past employment benefits

The Society makes contributions to the Central Provident Fund Scheme in Singapore, a defined contribution pension scheme. These contributions are recognised as an expense in the period in which the related service is performed.

(ii) Employee leave entitlement

Employee entitlements to annual leave are recognised on an earned basis. A provision is made for the estimated liability for leave as a result of services rendered by employees up to the reporting date.

(r) Significant accounting judgements and estimates

The preparation of the Society's financial statements requires management to make judgements, estimates and assumptions that affect the reported amounts of revenues, expenses, assets and liabilities, and the disclosure of contingent liabilities, at the reporting date. However, uncertainty about these assumptions and estimates could result in outcomes that could require a material adjustment to the carrying amount of the asset or liability affected in the future. They are assessed on an on-going basis and are based on experience and relevant factors, including expectations of future events that are believed to be reasonable under the circumstances.



NOTES TO THE FINANCIAL STATEMENTS

FOR THE FINANCIAL YEAR ENDED 31 MARCH 2014

2. SUMMARY OF SIGNIFICANT ACCOUNTING POLICIES AND ESTIMATES (CONTINUED)

(r) Significant accounting judgements and estimates (Continued)

Judgements. In the process of applying the Society's accounting policies, management did not make any critical judgement, apart from those involving estimations, which has a significant effect on the amounts recognised in the financial statements.

Estimates and Assumptions. The key assumptions concerning the future and other key sources of estimation involving uncertainty at the balance sheet date that have a significant risk of causing a material adjustment to the carrying amounts of assets and liabilities within the next financial year are discussed below:

(i) Estimated allowance for impairment of receivables

The Society assesses whether objective evidence of impairment exists for receivables that are individually significant, and collectively for receivables that are not individually significant.

Allowance for impairment of receivables is maintained at a level considered adequate to provide for potentially uncollectible receivables.

Trade and other receivables amounted to S\$2,961,865 and S\$3,470,613 as of 31 March 2014 and 2013, respectively. Based on management's assessment, no allowance for debt impairment is required in 2014 and 2013 respectively.

(ii) Estimated useful lives of property, plant and equipment

Management determines the estimated useful lives and the related depreciation for its property, plant and equipment based on the period over which the property, plant and equipment are expected to provide economic benefits. Management's estimation of the useful lives of property, plant and equipment is based on collective assessment of industry practice, internal technical evaluation and experience with similar assets.

These estimations are reviewed periodically and could change significantly due to physical wear and tear, technical or commercial obsolescence and legal or other limits on the use of property and equipment and intangible assets. Management will increase the depreciation where useful lives are less than what have previously been estimated.

A reduction in the estimated useful lives of property, plant and equipment would increase recorded expenses and decrease non-current assets. Based on management's assessment, no change in the estimated useful lives of property, plant and equipment is required as of the reporting date. The carrying value of property, plant and equipment as of 31 March 2014 and 2013 amounted to S\$5,105,957 and S\$5,795,528, respectively.

(s) Events after the reporting date

Post year-end events that provide additional information about the Society's position at the reporting date (adjusting events) are reflected in the financial statements. Post year-end events that are not adjusting events are disclosed in the notes to the financial statements when material.

NOTES TO THE FINANCIAL STATEMENTS

FOR THE FINANCIAL YEAR ENDED 31 MARCH 2014

3. INCOME

	2014						2013	
	Unrestricted			Restricted			Total	Total
	Designated- Property, Plant & Equipment Fund	Designated- Sinking Fund	Subtotal	Programme Fund	Lee Boon Huat Education Fund	Property, Plant & Equipment Fund	Subtotal	Total
	S\$	S\$	S\$	S\$	S\$	S\$	S\$	S\$
Income from Generating Funds								
<u>Voluntary income</u>								
Grants and funding (see Note 15)	220,414	-	220,414	1,692,190	-	29,279	1,721,469	2,187,840
Donations	2,827,325	-	2,827,325	831,858	-	68,977	900,835	5,648,144
	3,047,739	-	3,047,739	2,524,048	-	98,256	2,622,304	7,835,984
<u>Activities for generating funds</u>								
Sales of works	-	-	-	-	-	-	-	185,263
	-	-	-	-	-	-	-	185,263
<u>Investment income</u>								
Bank interest	78,802	-	78,802	-	-	-	-	63,071
	78,802	-	78,802	-	-	-	-	63,071
Income from Charitable Activities								
Grants and funding (see Note 15)	-	-	-	6,240,751	-	-	6,240,751	5,051,979
Programme fees	1,966,611	-	1,966,611	-	-	-	1,966,611	1,774,452
Transport fees	121,639	-	121,639	-	-	-	121,639	125,273
Sales of works	399,161	-	399,161	-	-	-	399,161	258,425
Membership fees	-	-	-	-	-	-	-	-
	2,487,411	-	2,487,411	6,240,751	-	-	6,240,751	7,210,129
Other Income								
Income from sale of property, plant and equipment written off	2,676	-	2,676	-	-	-	-	662
Miscellaneous income	40,851	-	40,851	-	-	-	40,851	34,535
	43,527	-	43,527	-	-	-	43,527	35,197
Total Income	5,657,479	-	5,657,479	8,764,799	-	98,256	8,863,055	15,329,644



NOTES TO THE FINANCIAL STATEMENTS

FOR THE FINANCIAL YEAR ENDED 31 MARCH 2014

4. COST OF GENERATING VOLUNTARY INCOME

	2014						2013											
	Unrestricted			Restricted			Unrestricted			Restricted								
	General Fund	Designated-Property, Plant & Equipment Fund	Designated-Sinking Fund	Subtotal	Programme Fund	Lee Boon Huat Education Fund	Property, Plant & Equipment Fund	Subtotal	Total	General Fund	Designated-Property, Plant & Equipment Fund	Designated-Sinking Fund	Subtotal	Programme Fund	Lee Boon Huat Education Fund	Property, Plant & Equipment Fund	Subtotal	Total
	S\$	S\$	S\$	S\$	S\$	S\$	S\$	S\$	S\$	S\$	S\$	S\$	S\$	S\$	S\$	S\$	S\$	S\$
Communication	3,478	-	-	3,478	797	-	-	797	4,275	2,061	-	-	2,061	-	-	-	-	2,061
Depreciation	11,300	14,173	-	25,473	2,589	-	-	2,589	28,062	11,989	-	-	11,989	-	-	-	-	11,989
Direct fundraising expenses	85,118	-	-	85,118	19,502	-	-	19,502	104,620	829,191	-	-	829,191	-	-	-	-	829,191
Insurance	789	-	-	789	181	-	-	181	970	386	-	-	386	-	-	-	-	386
Maintenance - equipment	6,509	-	-	6,509	1,491	-	-	1,491	8,000	-	-	-	8,000	-	-	-	-	-
Maintenance - land & building	4,714	-	-	4,714	1,080	-	-	1,080	5,794	3,271	-	-	3,271	-	-	-	-	3,271
Maintenance - vehicle	2,012	-	-	2,012	461	-	-	461	2,473	891	-	-	891	-	-	-	-	891
Miscellaneous expenses	158	-	-	158	36	-	-	36	194	-	-	-	194	-	-	-	-	-
Public education expenses	26	-	-	26	6	-	-	6	32	1,964	-	-	1,964	-	-	-	-	1,964
Recruitment	82	-	-	82	19	-	-	19	101	-	-	-	101	-	-	-	-	-
Rental of office equipment	706	-	-	706	162	-	-	162	868	618	-	-	618	-	-	-	-	618
Staff associated costs	2,541	-	-	2,541	582	-	-	582	3,123	2,706	-	-	2,706	-	-	-	-	2,706
Staff costs	301,437	-	-	301,437	69,064	-	-	69,064	370,501	345,317	-	-	345,317	-	-	-	-	345,317
Staff training	457	-	-	457	105	-	-	105	562	1,025	-	-	1,025	-	-	-	-	1,025
Staff transport	1,690	-	-	1,690	387	-	-	387	2,077	3,686	-	-	3,686	-	-	-	-	3,686
Subscriptions	320	-	-	320	73	-	-	73	393	-	-	-	393	-	-	-	-	-
Supplies and materials	2,999	-	-	2,999	687	-	-	687	3,686	1,372	-	-	1,372	-	-	-	-	1,372
Support costs (see Note 16)	24,201	-	-	24,201	-	-	-	-	24,201	28,629	-	-	28,629	-	-	-	-	28,629
Transport assistance to clients	2,307	-	-	2,307	529	-	-	529	2,836	1,687	-	-	1,687	-	-	-	-	1,687
Utilities	2,979	-	-	2,979	683	-	-	683	3,662	2,832	-	-	2,832	-	-	-	-	2,832
Volunteer expenses	8,136	-	-	8,136	1,864	-	-	1,864	10,000	5,567	-	-	5,567	-	-	-	-	5,567
	461,959	14,173	-	476,132	100,298	-	-	100,298	576,430	1,243,192	-	-	1,243,192	-	-	-	-	1,243,192

NOTES TO THE FINANCIAL STATEMENTS

FOR THE FINANCIAL YEAR ENDED 31 MARCH 2014

5. FUNDRAISING TRADING COSTS

	2014						2013	
	Unrestricted			Restricted				
	General Fund	Designated-Property, Plant & Equipment Fund	Designated-Sinking Fund	Subtotal	Programme Fund	Lee Boon Huat Education Fund	Property, Plant & Equipment Fund	Total
	S\$	S\$	S\$	S\$	S\$	S\$	S\$	S\$
Communication	-	-	-	-	-	-	-	146
Depreciation	-	-	-	-	-	-	-	16,052
Expenditure relating to sales of work	-	-	-	-	-	-	-	83,206
Insurance	-	-	-	-	-	-	-	951
Maintenance - land & building	-	-	-	-	-	-	-	6,443
Maintenance - vehicle	-	-	-	-	-	-	-	2,437
Staff associated costs	-	-	-	-	-	-	-	148
Staff costs	-	-	-	-	-	-	-	26,296
Staff transport	-	-	-	-	-	-	-	261
Sundry	-	-	-	-	-	-	-	13
Supplies and materials	-	-	-	-	-	-	-	524
Support costs (see Note 16)	-	-	-	-	-	-	-	23,046
Transport assistance to clients	-	-	-	-	-	-	-	4,971
Utilities	-	-	-	-	-	-	-	3,960
	-	-	-	-	-	-	-	168,454



NOTES TO THE FINANCIAL STATEMENTS

FOR THE FINANCIAL YEAR ENDED 31 MARCH 2014

6. CHARITABLE ACTIVITIES

	2014						2013							
	Unrestricted		Restricted		Restricted		Unrestricted		Restricted		Restricted			
	General Fund	Designated-Property, Plant & Equipment Fund	Designated-Sinking Fund	Subtotal	Programme Fund	Lee Boon Huat Education Fund	Property, Plant & Equipment Fund	Subtotal	Total	General Fund	Designated-Property, Plant & Equipment Fund	Designated-Sinking Fund	Subtotal	Total
	S\$	S\$	S\$	S\$	S\$	S\$	S\$	S\$	S\$	S\$	S\$	S\$	S\$	S\$
Bank charges	25	-	-	25	41	-	-	41	66	-	-	-	-	-
Communication	7,137	-	-	7,137	22,239	-	-	22,239	29,376	-	-	-	-	30,427
Depreciation	56,504	547,465	-	603,969	281,688	-	-	281,688	885,657	-	-	-	-	884,148
Education assistance to clients	114	-	-	114	117,929	2,744	-	120,673	120,787	-	-	-	-	219,902
Fixed assets expense off	4,741	-	-	4,741	16,410	-	-	16,410	21,151	-	-	-	-	77,051
Insurance	14,232	-	-	14,232	21,729	-	-	21,729	35,961	-	-	-	-	30,920
Expenditure relating to sales of work	231,192	-	-	231,192	190,774	-	-	190,774	421,966	-	-	-	-	378,523
Maintenance - equipment	4,198	-	-	4,198	3,036	-	-	3,036	7,234	-	-	-	-	14,962
Maintenance - land & building	97,322	-	-	97,322	231,565	-	-	231,565	328,887	-	-	-	-	343,924
Maintenance - vehicle	10,461	-	-	10,461	29,704	-	-	29,704	40,165	-	-	-	-	34,555
Miscellaneous expenses	49	-	-	49	242	-	-	242	291	-	-	-	-	177
Other assistance to clients	1,541	-	-	1,541	199,859	-	-	199,859	201,400	-	-	-	-	125,603
Professional fees	4,811	-	-	4,811	40,485	-	-	40,485	45,296	-	-	-	-	182,141
Public education expenses	637	-	-	637	1,993	-	-	1,993	2,630	-	-	-	-	31,179
Rental of office equipment	4,988	-	-	4,988	13,072	-	-	13,072	18,060	-	-	-	-	11,613
Recruitment expenses	994	-	-	994	4,198	-	-	4,198	5,192	-	-	-	-	4,631
Rental of premises	14,044	-	-	14,044	35,742	-	-	35,742	49,786	-	-	-	-	49,022
Staff associated costs	32,286	-	-	32,286	84,188	-	-	84,188	116,474	-	-	-	-	81,172
Staff costs	1,863,573	-	-	1,863,573	5,482,684	-	-	5,482,684	7,346,257	-	-	-	-	5,896,601
Staff training	35,234	-	-	35,234	70,454	-	-	70,454	105,688	-	-	-	-	26,148
Staff transport	11,227	-	-	11,227	42,060	-	-	42,060	53,287	-	-	-	-	43,218
Subscriptions	2,366	-	-	2,366	4,687	-	-	4,687	7,053	-	-	-	-	929
Sundry	157	-	-	157	207	-	-	207	364	-	-	-	-	62
Supplies and materials	37,231	-	-	37,231	105,028	-	-	105,028	142,259	-	-	-	-	143,476
Support costs (see Note 16)	414,867	-	-	414,867	1,192,940	-	-	1,192,940	1,607,807	-	-	-	-	1,843,453
Transport assistance to clients	204,126	-	-	204,126	463,352	-	-	463,352	667,478	-	-	-	-	622,895
Utilities	53,336	-	-	53,336	123,092	-	-	123,092	176,428	-	-	-	-	196,106
Volunteer expenses	629	-	-	629	3,148	-	-	3,148	3,777	-	-	-	-	223
	3,108,022	547,465	-	3,655,487	8,782,546	2,744	-	8,785,290	12,440,777	-	-	-	-	11,273,061

NOTES TO THE FINANCIAL STATEMENTS

FOR THE FINANCIAL YEAR ENDED 31 MARCH 2014

7. GOVERNANCE COSTS

	2014										2013	
	Unrestricted					Restricted					Total	S\$
	General Fund	Designated-Property, Plant & Equipment Fund	Designated-Sinking Fund	Subtotal	Programme Fund	Lee Boon Huat Education Fund	Property, Plant & Equipment Fund	Subtotal	Total	S\$		
Audit fees	37,597	-	-	37,597	18,607	-	-	18,607	56,204	30,450		
Bank charges	580	-	-	580	-	-	-	-	580	416		
Communication	589	-	-	589	-	-	-	-	589	1,109		
Depreciation	14,612	64,785	-	79,397	-	-	-	-	79,397	72,429		
Rental of office equipment	577	-	-	577	-	-	-	-	577	752		
Fixed assets expense off	3,337	-	-	3,337	-	-	-	-	3,337	618		
Insurance	1,290	-	-	1,290	-	-	-	-	1,290	849		
Maintenance - equipment	7,411	-	-	7,411	-	-	-	-	7,411	2,374		
Maintenance - land & building	7,079	-	-	7,079	-	-	-	-	7,079	88,182		
Maintenance - vehicle	3,110	-	-	3,110	-	-	-	-	3,110	1,426		
Miscellaneous expenses	126	-	-	126	-	-	-	-	126	6		
Professional fees	25,837	-	-	25,837	-	-	-	-	25,837	5,346		
Public education expenses	12,269	-	-	12,269	-	-	-	-	12,269	93,181		
Recruitment expenses	117	-	-	117	-	-	-	-	117	854		
Staff costs	264,113	-	-	264,113	-	-	-	-	264,113	279,016		
Staff associated costs	6,349	-	-	6,349	-	-	-	-	6,349	9,710		
Staff transport	251	-	-	251	-	-	-	-	251	350		
Staff training	3,157	-	-	3,157	-	-	-	-	3,157	3,438		
Subscriptions	246	-	-	246	-	-	-	-	246	288		
Sundry	16,280	-	-	16,280	-	-	-	-	16,280	-		
Supplies and materials	2,651	-	-	2,651	-	-	-	-	2,651	2,426		
Utilities	2,918	-	-	2,918	-	-	-	-	2,918	3,777		
Volunteer expenses	-	-	-	-	-	-	-	-	-	4		
	410,496	64,785	-	475,281	18,607	-	-	18,607	493,888	597,001		



NOTES TO THE FINANCIAL STATEMENTS

FOR THE FINANCIAL YEAR ENDED 31 MARCH 2014

8. PROPERTY, PLANT AND EQUIPMENT

2014	Leasehold Building		Assistive Devices/ Technical Aids		Computer Equipment		Office Equipment, Furniture and Fittings		Motor Vehicles		Satellite Centre		Electrical Equipment		Machinery		Renovation In-Progress		Total
	S\$	S\$	S\$	S\$	S\$	S\$	S\$	S\$	S\$	S\$	S\$	S\$	S\$	S\$	S\$	S\$	S\$	S\$	
Cost																			
At 1 April 2013	14,261,478	1,365,484	1,370,052	1,162,596	411,037	896,719	260,563	41,855	-	19,769,784									
Additions	-	37,622	267,657	28,009	-	-	6,025	625	42,508	382,446									
Disposals	-	-	(48,626)	(3,761)	(75,920)	-	-	-	-	(128,307)									
At 31 March 2014	14,261,478	1,403,106	1,589,083	1,186,844	335,117	896,719	266,588	42,480	42,508	20,023,923									
Accumulated depreciation																			
At 1 April 2013	9,596,457	1,315,648	1,155,121	946,667	376,904	430,277	122,933	30,249	-	13,974,256									
Charge for the year	658,472	22,330	181,597	38,506	13,212	114,032	40,294	3,574	-	1,072,017									
Disposals	-	-	(48,626)	(3,761)	(75,920)	-	-	-	-	(128,307)									
At 31 March 2014	10,254,929	1,337,978	1,288,092	981,412	314,196	544,309	163,227	33,823	-	14,917,966									
Net carrying value																			
At 31 March 2014	4,006,549	65,128	300,991	205,432	20,921	352,410	103,361	8,657	42,508	5,105,957									
Cost																			
At 1 April 2012	14,267,049	1,330,657	1,172,965	1,055,842	411,037	326,559	135,276	41,265	412,509	19,153,159									
Additions	-	34,827	198,564	106,754	-	152,080	127,213	590	-	620,028									
Disposals	-	-	(1,477)	-	-	-	(1,926)	-	-	(3,403)									
Reclassifications	(5,571)	-	-	-	-	418,080	-	-	-	(412,509)									
At 31 March 2013	14,261,478	1,365,484	1,370,052	1,162,596	411,037	896,719	260,563	41,855	-	19,769,784									
Accumulated depreciation																			
At 1 April 2012	8,939,936	1,294,543	1,010,580	903,709	362,705	315,674	89,795	26,614	-	12,943,556									
Charge for the year	658,470	21,105	146,018	42,958	14,199	112,654	35,000	3,635	-	1,034,039									
Disposals	-	-	(1,477)	-	-	-	(1,862)	-	-	(3,339)									
Reclassifications	(1,949)	-	-	-	-	1,949	-	-	-	-									
At 31 March 2013	9,596,457	1,315,648	1,155,121	946,667	376,904	430,277	122,933	30,249	-	13,974,256									
Net carrying value																			
At 31 March 2013	4,665,021	49,836	214,931	215,929	34,133	466,442	137,630	11,606	-	5,795,528									

NOTES TO THE FINANCIAL STATEMENTS

FOR THE FINANCIAL YEAR ENDED 31 MARCH 2014

9. INVENTORIES

	2014 S\$	2013 S\$
Finished good	34,039	29,910
Raw materials	8,529	10,327
Gift vouchers and cash cards	80	3,470
	<u>42,648</u>	<u>43,707</u>

10. TRADE AND OTHER RECEIVABLES

	2014 S\$	2013 S\$
Trade receivables	300,910	338,778
Less: Allowance for debt impairment	-	-
	<u>300,910</u>	<u>338,778</u>
Grant receivable	2,518,645	1,518,235
Donation receivables	67,000	1,543,681
Deposits and other receivables	75,310	69,919
Prepayments	9,306	23,590
	<u>2,971,171</u>	<u>3,494,203</u>

11. FIXED DEPOSITS

	2014 S\$	2013 S\$
Fixed deposits	<u>13,011,706</u>	<u>10,029,344</u>

The fixed deposits have an interest rate of return of 0.55% to 0.75% (2013: 0.43% to 0.74%) per annum with maturity periods ranging from 153 days to 367 days (2013: 120 days to 365 days).

12. CASH AND CASH EQUIVALENTS

	2014 S\$	2013 S\$
Cash at bank	2,244,352	2,620,634
Cash in hand	8,037	6,751
	<u>2,252,389</u>	<u>2,627,385</u>



NOTES TO THE FINANCIAL STATEMENTS

FOR THE FINANCIAL YEAR ENDED 31 MARCH 2014

13. TRADE AND OTHER PAYABLES

	2014	2013
	S\$	S\$
Trade payables	259,337	720,836
Other payables	78,821	66,368
Advance receipts	1,320,704	541,047
Accruals	1,327,413	1,273,409
Deposits received	300	650
	<u>2,986,575</u>	<u>2,602,310</u>

14. FUNDS

(a) Unrestricted Funds

General funds

This fund is expendable at the discretion of the members of the Society's Board of Management in furtherance of the Society's objects.

Designated funds

Designated fund is part of unrestricted funds earmarked for a particular project. The designation is for administrative purpose only and does not restrict the Board of Management's discretion to apply the fund. As at the reporting date, the designated funds of the Society are as follows:

(i) Property, plant and equipment fund

This fund represents the carrying value of property, plant and equipment purchased using grants and donations specifically provided for the purchase of the asset. The costs of such assets once acquired are transferred from the property, plant and equipment restricted fund to the property, plant and equipment designated fund. This fund is then reduced annually by charging the depreciation expense of the asset acquired.

(ii) Sinking fund

The sinking fund is for the purpose of meeting cost of major repairs and replacements.

(b) Restricted Funds

Restricted funds are funds subject to specific funds which may be declared by the donor(s) with their authority or created through legal process, but still within the wider objects of the Society.

As at reporting date, the Society has the following restricted funds:

Programme funds

The Society runs various programmes to assist people with disabilities to develop their potential to the fullest. The grants and donations received specifically for the purpose of funding these programmes are classified under programme funds.

NOTES TO THE FINANCIAL STATEMENTS

FOR THE FINANCIAL YEAR ENDED 31 MARCH 2014

14. FUNDS (CONTINUED)

(b) Restricted Funds (Continued)

Programme funds (Continued)

Details of some of the main programmes carried out by the Society are described below:

- (i) The Day Activity Centre (DAC) provides day care for people with physical and multiple disabilities. The primary aim is to nurture self-help skills through a balanced and structured programme on social and recreational activities of daily living. At the same time, the programme helps provide caregivers and family members with respite and gives them the opportunity to continue working without having to worry about the care of their disabled relative.

The DAC runs specialised programmes for those with congenital disabilities (people born with disabilities) and acquired disabilities (those who become disabled due to medical conditions or accidents) in a safe and caring environment during the day.

- (ii) The Early Intervention Programme for Infants and Children (EIPIC) is a centre-based programme catering to children with developmental needs. It provides educational and therapy services for children aged 6 and below diagnosed with special needs that will affect their development.

EIPIC aims to facilitate development and improvement in:

- Gross motor and fine motor skills
- Cognitive skills
- Speech, language and communication skills
- Social skills
- Self-help skills

The Society was appointed by the Ministry of Social and Family Development (MSF) and the National Council of Social Service (NCSS) to set up two EIPIC centres:

- Building Bridges EIPIC Centre (Tiong Bahru), started in October 2011 for children who live in the central area;
- Building Bridges EIPIC Centre (Jurong), started in June 2012 for children who live in the west.



NOTES TO THE FINANCIAL STATEMENTS

FOR THE FINANCIAL YEAR ENDED 31 MARCH 2014

14. FUNDS (CONTINUED)

(b) Restricted Funds (Continued)

Programme funds (Continued)

- (iii) The SPD Therapy Hub started from an awareness of the growing need for step down rehabilitation and community-based therapy services in Singapore.

Having begun operations from January 2005, the SPD Therapy Hub is piloted and developed jointly between the Society and the NCSS, with support from the MSF.

The SPD Therapy Hub is a provider of rehabilitation services including physiotherapy, occupational therapy and speech therapy for voluntary welfare organisations (VWOs) serving children with special needs, the elderly and people with disabilities. The SPD Therapy Hub recruits, supervises and manages a pool of qualified therapists to provide these services to the clients/residents at day rehabilitation centres, day care centres, elderly nursing homes, special schools, early intervention programmes and any other service provision setting for people with disabilities and/or the elderly. The therapists are assigned on a contractual basis to VWOs interested in engaging quality rehab services for their clients/residents.

- (iv) The Sheltered Workshop provides employment and vocational training through sub-contract work like packaging, letter-shopping, tagging of products and the like, where trainees can earn an allowance as they work. Through the sub-contract jobs with various organisations, trainees have the opportunity to work on site at the clients' companies in a real work environment, thus improving their future employment prospects.

The Sheltered Workshop aims to give people with disabilities:

- Community integration and participation
- Increased self esteem and self worth
- Pre-employment preparation and training

- (v) The SPD Education Programme aims to level the playing field for students with physical disabilities. The Programme adopts an integrated approach to assist them in their physical, intellectual and psychosocial development, to help maximise their potential. The components under the SPD Education Programme include Bursary Award, SPD Aspiration Award, Learning & Development Centre and Case Management Service.

Lee Boon Huat education fund

The fund is for the provision of education assistance to needy and deserving students with disabilities or students with disabled parents.

Property, plant and equipment fund

When funds are provided specifically for the purchase of property, plant and equipment, the funds received are classified under the property, plant and equipment restricted funds. Once acquired, depending on the terms of the funds provided, if the use of the asset purchased is not restricted, the costs of the asset will then be transferred to the property, plant and equipment designated fund as described under Note 14 (a) above.

NOTES TO THE FINANCIAL STATEMENTS

FOR THE FINANCIAL YEAR ENDED 31 MARCH 2014

15. GRANTS AND FUNDING

Grants and funding includes the following government and non-government funding:

	2014				2013 Total S\$
	Restricted Programme Fund		Unrestricted Fund		
	Voluntary Income S\$	Income from Charitable Activities S\$	Voluntary Income S\$	Total S\$	
MSF Fund					
Continuing Therapy	-	-	-	-	48,939
Cyclical Maintenance	-	-	-	-	229,695
Day Activity Centre	4,278	460,255	-	464,533	375,990
Development Support Programme (Jurong)	-	82,352	-	82,352	-
Development Support Programme (Tampines)	-	638,330	-	638,330	486,466
EIPIC (Jurong)	-	694,032	-	694,032	753,355
EIPIC (Tiong Bahru)	-	497,451	-	497,451	537,134
Employment Support Programme	-	84,158	-	84,158	-
IT Apprenticeship Programme	-	69,563	-	69,563	17,430
Multimedia Centre	-	-	-	-	4,018
Others	3,860	5,332	-	9,192	-
Production Workshop	44,683	-	-	44,683	44,970
Sheltered Workshop	362,068	-	-	362,068	331,693
SPD Therapy Hub	-	676,200	-	676,200	640,082
MSF Fund Subtotal	414,889	3,207,673	-	3,622,562	3,469,772
NCSS Fund					
Specialised Assistive Technology Centre	190,907	-	-	190,907	195,673
Cyclical Maintenance	-	-	-	-	12,775
Day Activity Centre	-	140,629	-	140,629	137,537
EIPIC (Jurong)	-	144,198	-	144,198	193,491
EIPIC (Tiong Bahru)	-	102,958	-	102,958	239,504
Employment Support Programme	18,738	-	-	18,738	59,212
Multimedia Centre	-	-	-	-	3,974
Others	437,541	-	-	437,541	417,646
Production Workshop	44,683	-	-	44,683	44,798
Sheltered Workshop	343,192	-	-	343,192	327,035
Specialised Case Management Programme	256,337	-	-	256,337	244,815
SPD Therapy Hub	-	529,532	-	529,532	503,757
NCSS Fund Subtotal	1,291,398	917,317	-	2,208,715	2,380,217

NOTES TO THE FINANCIAL STATEMENTS

FOR THE FINANCIAL YEAR ENDED 31 MARCH 2014

15. GRANTS AND FUNDING (CONTINUED)

	2014				2013
	Restricted Programme Fund		Unrestricted Fund		Total S\$
	Voluntary Income S\$	Income from Charitable Activities S\$	Voluntary Income S\$	Total S\$	
Tote Board Fund					
Community Social Service	-	44,590	-	44,590	-
Continuing Therapy (Tiong Bahru)	-	89,181	-	89,181	161,782
Development Support Programme (Jurong)	-	20,495	-	20,495	-
Development Support Programme (Tampines)	-	158,926	-	158,926	24,444
Dysphagia Management Programme EIPIC (Jurong)	-	278,781	-	278,781	-
EIPIC (Tiong Bahru)	-	360,499	-	360,499	-
EIPIC (Tiong Bahru)	-	263,678	-	263,678	-
Employment Support Programme	-	60,684	-	60,684	-
IT Apprenticeship Programme	-	33,810	-	33,810	8,942
Tote Board Fund Subtotal	-	1,310,644	-	1,310,644	195,168
MOH Fund					
Continuing Therapy (Tampines)	-	4,318	-	4,318	2,158
Cyclical Maintenance	-	-	-	-	96,895
Day Activity Centre	-	-	-	-	2,176
Rehabilitation Centre (Tampines)	-	111,472	-	111,472	66,628
Rehabilitation Centre (Tiong Bahru)	-	250,935	-	250,935	216,288
Dysphagia Management Programme	-	7,400	-	7,400	-
SPD Therapy Hub	-	212,046	-	212,046	93,517
MOH Fund Subtotal	-	586,171	-	586,171	477,662
VCF Fund					
Employment Support Programme	-	-	-	-	88,807
Others	15,182	-	-	15,182	51,426
VCF Fund Subtotal	15,182	-	-	15,182	140,233
IDA Fund					
Infocomm Accessibility Centre	-	173,578	-	173,578	541,064
IDA Fund Subtotal	-	173,578	-	173,578	541,064
SMF Fund					
Rehabilitation Centre (Tampines)	-	7,426	-	7,426	-
Rehabilitation Centre (Tiong Bahru)	-	32,124	-	32,124	80
SMF Fund Subtotal	-	39,550	-	39,550	80
Other Funds					
Asia Pacific Breweries Foundation	-	5,818	-	5,818	-
Special Employment Credit	-	-	220,414	220,414	34,408
Others	-	-	-	-	1,215
Other Funds Subtotal	-	5,818	220,414	226,232	35,623
Grand Total	1,721,469	6,240,751	220,414	8,182,634	7,239,819

NOTES TO THE FINANCIAL STATEMENTS

FOR THE FINANCIAL YEAR ENDED 31 MARCH 2014

16. SUPPORT COSTS

Support costs have been allocated as follows:

	Costs of Generating Voluntary Income S\$	Costs of Fundraising Trading S\$	Costs of Charitable Activities S\$	Costs of Governance S\$	Total S\$	Basis of Apportionment
Human Resources	14,419	-	407,016	60,954	482,389	Headcount
Finance	-	-	401,940	102,397	504,337	Total Expenditure
Information Technology	8,151	-	230,069	34,455	272,675	Headcount
Customer Service	-	-	207,069	52,752	259,821	Total Expenditure
Procurement	-	-	(452)	(114)	(566)	Total Expenditure
Facilities	1,631	-	63,007	7,456	72,094	Floor Area
Communication	-	-	299,158	76,213	375,371	Total Expenditure
	24,201	-	1,607,807	334,113	1,966,121	

Included in the support costs of costs of generating voluntary income, costs of fundraising trading and costs of charitable activities are the following expenses:

	Costs of Generating Voluntary Income S\$	Costs of Fundraising Trading S\$	Costs of Charitable Activities S\$	Total S\$
Depreciation	1,678	-	77,221	78,899
Maintenance - land & building	837	-	42,396	43,233
Public education expenses	-	-	48,159	48,159
Staff associated costs	985	-	273,535	274,520
Staff costs	17,183	-	1,196,610	1,213,793

17. FEES FOR AUDIT EXAMINATION OF THE FINANCIAL STATEMENTS

	2014 S\$	2013 S\$
Auditor's fees for reporting on the financial statements	11,500	11,500
Fees paid to auditor for Income and Expenditure Statement and Muster audits	31,650	18,950
Fees paid to auditor for other agreed-upon procedures	13,054	-
	56,204	30,450

No other financial services were provided by the auditors during the year.

NOTES TO THE FINANCIAL STATEMENTS

FOR THE FINANCIAL YEAR ENDED 31 MARCH 2014

18. DONATIONS

	2014 S\$	2013 S\$
Gross donations and sponsorships	3,728,160	5,648,144
Direct cost of fundraising expenses	104,620	(829,191)
Percentage of direct fundraising expenses over gross donations and sponsorships	3%	15%

19. EMPLOYEE BENEFITS

(a) Staff costs

	2014 S\$	2013 S\$
Short-term benefits		
Staff salaries and bonus	8,072,576	6,707,277
Workers' salaries and bonus	295,743	300,133
Other short-term benefits (i.e. medical, insurance premiums, welfare and long service awards)	175,607	167,036
	8,543,926	7,174,446
Defined contribution plan		
Employer's CPF contributions	1,074,268	848,523
	9,618,194	8,022,969

(b) Compensation of key management personnel

	2014 S\$	2013 S\$
Short-term benefits		
Salaries and bonus	642,462	649,437
Defined contribution plan		
Employer's CPF contributions	72,134	73,990
	714,596	723,427

NOTES TO THE FINANCIAL STATEMENTS

FOR THE FINANCIAL YEAR ENDED 31 MARCH 2014

19. EMPLOYEE BENEFITS (CONTINUED)

(c) Salary bands

The salary banding of the top three paid employees who each receives annual remuneration exceeding \$100,000 is as follows:

	2014	2013
Number of employees per band		
\$100,000 to \$200,000	<u>3</u>	<u>3</u>

The annual remuneration consists of salary, bonus, allowances and employer's CPF.

20. TRANSFERS BETWEEN FUNDS

During the financial year, the following transfers between funds took place.

From Fund	To Fund	Reason	Amount S\$
Restricted property, plant and equipment fund	Designated property, plant and equipment fund	Transfer made as the income has been fully utilised to purchase the asset.	98,256
			<u>98,256</u>

21. OPERATING LEASE COMMITMENTS

At the balance sheet date, the Society was committed to making the following lease rental payments under non-cancellable operating leases for office equipment:

	2014 S\$	2013 S\$
Payable within 1 year	21,804	34,770
After 1 year but within 5 years	68,363	90,167
	<u>90,167</u>	<u>124,937</u>

22. TAX-EXEMPT RECEIPTS

During the financial year, the Society issued tax-exempt receipts for donations collected amounting to S\$3,188,120 (2013: S\$3,265,879).



NOTES TO THE FINANCIAL STATEMENTS

FOR THE FINANCIAL YEAR ENDED 31 MARCH 2014

23. RELATED PARTY TRANSACTIONS

(a) Sale and purchase of goods and services

There was no related party transaction during the year (2013: S\$Nil).

(b) Remuneration paid to Board of Management

None of the members of the Board of Management was paid any remuneration nor given any benefits during the current and previous year.

24. LOANS

During the year there was no loan made to any employees, member of the Board of Management, related parties or third parties.

25. INCOME TAX

The Society is an approved charity organisation under the Charities Act, Chapter 37. No provision for taxation has been made in the financial statements, as the Society is exempt from income tax in accordance with the provisions of Section 13(1) (zm) of the Income Tax Act, Chapter 134.

26. DONATIONS / GRANTS AND SPONSORSHIP TO OTHER CHARITIES

The Society did not provide any donations/grants and sponsorship to other charities during the financial year.

27. AUTHORISATION OF FINANCIAL STATEMENTS

The financial statements for the year ended 31 March 2014 were authorised for issue in accordance with a resolution of the Board of Management on 21 July 2014.

THANK
YOU



DONORS ACKNOWLEDGEMENT APRIL 2013 - MARCH 2014

\$250,000 AND ABOVE

Microsoft Singapore Pte Ltd

\$100,000 - \$249,999

Asia Pacific Breweries Foundation
NTUC Income Insurance
Co-Operative Limited
StarHub Ltd

\$50,000 - \$99,999

Chew How Teck Foundation
Estate Of Chan Sau Lan
Estate of Gan Gek Eng (Deceased)
FMC Technologies Singapore Pte Ltd
Gui Boon Pien
Seet Lucy
Singapore Pools Pte Ltd
Super Steel Pte Ltd

\$10,000 - \$49,999

Asia Pacific Breweries (Singapore)
Pte Ltd
Beautiful Mind Charity Singapore
Bengawan Solo Pte Ltd
CMA Mental Arithmetic Centre Pte Ltd
ExxonMobil Asia Pacific Pte Ltd
Fine Move Investments Limited
Grace Shua and Jacob Ballas
Charitable Trust
Hai Leck Engineering Pte Ltd
Hoe Kee Hardware Pte Ltd
Isaac Manasseh Meyer Trust Fund
Kowloon Club
Lim Liang Song
M+W Singapore Group
Maxi-Cash Group Pte Ltd
Mellford Private Limited
NatSteel Holdings Pte Ltd
Ong Henry
Overseas Academic Link Pte Ltd
Singapore Island Country Club
SMRT Corporation Ltd
The Reuben Meyer Trust Fund
Tuas Pek Kong Keng
Management Council
Wan Boo Sow Family
Wing Huat Loong (Pte) Ltd
Wong Kim Yin

\$5,000 - \$9,999

Association of Banks
Challenger Technologies Limited
Chan Hian Siang

Chan Lian Chai
Chan Swee Yee
Chu Pao Liang
Chua Mui Nah Valerie
Everest Motivation Team Pte Ltd
Evia Capital Partners Pte Ltd
Goy Hoe Shin
Harvest Resource Supply (SG) Pte Ltd
Hong Leong Foundation
Hoy San Stevedoring Pte Ltd
Kaiser Pharmaceutical (S) Pte Ltd
Khoo Choon Tin
Lau Kum Chong
Lee Foundation Singapore
Lie Mie Mie
Lim Eng Kiang
Loh Chin Hui
Lonza Biologics Tuas Pte Ltd
Loy Heng Wee
Maybank Kim Eng Securities Pte Ltd
Michael A Witt
Mutual Benefits Realty Pte Ltd
Oracle Corporation
Pertamina Energy Services Pte Ltd
Phillips 66 International Trading
Pte Ltd
Puat Jit Buddhist Temple
Quah Kee Swee
Quek Cheng Chye Ronnie
Sng Yew Choo
Soh Kim Chua
Teo Hong Lim
Tham Wei Chern
Trade Promoters International Pte Ltd
Trans-Orient Shipping Pte Ltd

\$1,000 - \$4,999

7-Eleven
Abhimanyau Pal
Affluence Resource Pte Ltd
Ami Rachh
Andre Philip Ess
Ang Hwee Yang
Anglo-Chinese School (Independent)
Anvisage Gifts
Ashvinkumar s/o Kantilal
Atlas Ice (S) Pte Ltd
Auw Chor Cheng
Bosch Rexroth Pte Ltd
Bunka Language Pte. School
Carpe Diem Kidz Playhouse Pte Ltd
Chan Kwong Kee Rix
Chan Man Ping Philip
Chan Mei Lide
Chan S H Daniel
Chang Chin Meng
Chang Pow Onn Alexius
Chang Teck Chai Michael

Chang Wee Hua Eric
Charles Richard Grimm
Chay Oh Moh
Cheah Seng Cher
Chee Wei Shen Shaun
Cheng Jian Fenn
Cheng Tin Swan
Cheng Wei Liang
Cheong Wai Kun
Cheong Yok Keat
Chia Cher Khiang Vincent
Chia Sock Ker
Chiang Ging Seng
Chiang H. H.
Chiang Hock Seng Patrick
Chien Hsiu Fang
Chin Francis
Chin Siew Kee Dave
Chinniah Kunnasagaran
Chionh Chye Khye
Chong Khee Yin
Chong Ngee Chong
Chong Pik Wan
Choo Choon Seng Anthony
Choo Juan Ming
Choo Kok Guan
Chow Pak Kin
Chow Pei Pei Cindy
Chow Tee Wee
Chow Wee Sing
Chua Hai Kim
Chua Hui Lian
Chua Saw Chin Jennifer
Chua Zi Jian
Cisco Systems (USA) Pte Ltd
City Developments Limited
Credit Suisse Ag
DAC Beachcroft LLP Singapore
Diaprez Pte Ltd
Electromech Electrical Enterprise Co
Pte Ltd
Eng Sook Boon
England-Lim Kim Foong
F. Valleteau De Moulliac
Farel Kuswanda
Felicity Engineering Pte Ltd
Fong Chee Meng
Gan Beng Jin Lloyd
Gan Chin Wei Tervis
Gan Kok Tuan
Gan Soh Har
Gan Yau Bak Charlie
Gautam Prabhu
Gay Ping Kee
Giam Choo Geok Teresa
Goh Joel
Goh Pi Lee Beverly
Goodrich Global Pte Ltd

THANK YOU

\$1,000 - \$4,999

Grandlux Private Limited
Greatland Company Pte Ltd
Han Fook Kwang
Han Hong Siew
Hardie Billy
Harry Elias
Hatim Fidahusein Nakhoda
Hema Subramanian
Hui Choon Wai
IBM Singapore Pte Ltd
Innotech Communication Pte Ltd
Interlocal Exim Pte Ltd
JCS-Echigo Pte Ltd
John Edward Champion
Joseph Grimberg
Julia Lily
Kalthsum Mohd Yassin
Karuppan Chettiar & Partners
Kee Meng Lang
Keh Soh Hua
Kei Pin Lin
Keith De Vaz
Khiew Kim Choy
Khoo How San & Koh Cheok Eng
 Angeline
Kiew Yong Seang
Ko Teong Hoon Mark
Koh
Koh Brothers Group Limited
Koh Chung Ling
Koh Kiat Mui
Koh Lee Kiow
Koh Poh Chin
Kong Keat San
KPMG LLP
Kshitigarbha Buddhist Society
Ku Wei Chee
Kuik Sin Hua
Kuo Jien Chiu
Lam Kim Meng Nico
Lam Shirley
Lars Sorensen
Lau Mun Loong
Lee Foundation Singapore
Lee Kim Tah Foundation
Lee Hong Seng Robert
Lee Huey Ling
Lee Kar Hao Damien
Lee Lai Cheng Alicia
Lee Pheng Hui Brian
Lee Seng Quee
Lee Siew Khng
Lee Sim Kuen
Lee Tuan
Lee Wee Jean
Lee Weng Chong
Lee Xueling Cheryl

Lee Yih Chyi Yvonne
Leng Ern Jee Temple
Leong Chee Seng
Leow Kim Siang Pbm
Li Hung
Li Qianwei
Lian Jin Hoe
Liau Suzanne
Lim Ewe Teck Andy
Lim Fang Peng
Lim Geck Leng
Lim Gek Leng
Lim Hoo Yang
Lim Kiat Ching
Lim Kim Huat
Lim Kwee Hong Caylene
Lim Leong Chuan
Lim Seow Hwa
Lim Siew Hwa
Linn Yeh Ching
Little Ferry Agencies Pte Ltd
Liu Jiehong
Loh Sing Huay
Loo Liat Koon
Low Phui Hiong
Low Wong Fook
Loyang Tua Pek Kong
Lu Nguan Soo
Lui Wing Loon
Luke Anne
Lusi Group Pte Ltd
Mangala Vihara (Buddhist Temple)
Marcuard Asia Pte Ltd
Meghal P Muranjan
Metal Machines Engineering Services
 Pte Ltd
Mewah Oils & Fats Pte Ltd
Miao Weiguo
Microsoft Operations Pte Ltd
MKS Instruments Inc Singapore
Moo Shu Mui Christine
Nair Prem Kumar
Netline Singapore Pte Ltd
Network for Electronic Transfer
 (Singapore) Pte Ltd
NexG Technologies Pte Ltd
Ng Eng Khin
Ng Lay Kieng
Ng Siew Cheng
Ng Siok Poh
Ng Soon Im
Ngan Wan Sing Winston
Ngee Ann Secondary School
Nur Hidayah Supardi
Oan Chim Seng
OES Construction Pte Ltd
Oh Hong Chuan
Ong Chai Teng

Ong Hui Lian Grace
Ong Kiam Chye
Ong Mong Siang
Ong Yuh Hwang
Pacodis Pte Ltd
Park Hotel Management Pte Ltd
Phua Kheng Jin Simon
Phua Si Si Ann
PSB Academy
Quek Robert
Quek Ser Khoon Andy
Quek Sim Pin
Quek Swan Jet Ferdinand
Raffles Girls' Primary School
Rahul George Varkey
Rex Marine & Engineering Pte Ltd
Roger John Dyer
SAFRA National Service Association
Sarasupathi K.
Seah Chee Hwee
Seah Wong Chi
See Cher
Serve for Aged Centre
Seu Teck Sean Tong Yiang Sin Sia
Sheng Wei Investments Pte Ltd
Sheo Shanker Rai
Sim Hak Khiang
Sim Mong Teck
Singapore Press Holdings Limited
Singapore Telecommunications
 Limited
Sng Teck Kong
Soh Kim Chye Dave
Soh Lee Yong
Soh Neo Bi Jimmy
Soon Soon Tuan Tiong Tuan Tai Guan
 SW
Star Ready-Mix Pte Ltd
Sun Ace Kakoh Pte Ltd
Sun Wei
Swiss Cottage Sec School
Tak Products & Services Pte Ltd
Taka Apothecary
Tampines Chinese Temple
Tan Aik Hoe Ivan
Tan Chee Weng
Tan Chin Gee
Tan Gek Tiang
Tan Hee Wee
Tan Hong Beng
Tan Huan Lee
Tan Hwa Heng Allan
Tan Hwee Kiang Roland
Tan Joke San
Tan Khuan Seng
Tan Lay Keuan
Tan Lay Kwan
Tan Leong Hwee Sally

THANK
YOU

Tan Li Mien
Tan Puay Tiam Roy
Tan Say Yam
Tan See Gek
Tan Shi Yan
Tan Swee Swee
Tan Sze Ling
Tan Tiong Ho
Tan Tuan Heng David
Tan Yang Kee
Tan Yew Kun Vincent
Tang's Engineering Pte Ltd
Tay Charlie
Tay Han Seng
Tay Yew Beng Peter
Taylor Elizabeth
Teck Whye Primary School
Tee Hiok Yim
Teo Joo Kim
Teo Junxiang Darren
Teo Keng Luan
Teo Khiam Chong
Teo Lian Teck Francis
Teo Su Pei Belinda
Teoh Lay Ghee
Thio Tse Gan
Thoh Jing Herng
Thomas Zacharias
Thong Teck Sian Tong Lian Sin Si
Tigon Dynamics Pte Ltd
Tjhin Pick Lan
Toh Annie
Toh Hong Huat
Toh Soon Huat
Trasfa International Pte Ltd
Value Add System & Technology
Pte Ltd
VIP Hotel Singapore
Wang Ann Kok Clifford
Wee Kim Buay
Wong Chee Khin David
Wong Chee Mun
Wong Chi Kong Thomas
Wong Heng Fai
Wong Hong Ching
Wong Kok Kit
Wong Lai Siong
Wong Sui Yee
Wong Yee Cheng
Woo Chee Yong
Woo Mei Ling Jacqueline
Woon Wee Hao
Wu Long Peng
Yan Kit Village Chinese Temple
Yap Chin Seng
Yee Alice
Yeo Basil
Yeung Shun Yun

Ying Weng Kit
Young Men's Christian Association
of Singapore
Yu Ming
Zhang Jie

**SUPPORTERS AND
VOLUNTEERS/
ORGANISERS OF EVENTS,
DONATIONS-IN-KIND,
SERVICES OFFERED TO SPD**

ABC Children's Place
Active Learners (Preschool &
Childcare)
Agape Child Care (SK) Pte Ltd
Ai Tong School
Ang Alice
ATMD Bird & Bird LLP
Beautiful Mind Charity Singapore
Bedok Town Secondary School
Boh Phyllis
British American Tobacco
Bukit Timah Primary School
Cambridge Associates Asia Pte Ltd
Cambridge CDC @ Sengkang Pte Ltd
Canberra Secondary School
Carpe Diem Kidz Pte Ltd
Chai Eliza
Chan Esther
Chan Josephine
Chan Sai Tim
Chan Wan Jing
Chang Jonathon
Chang Joy
Changi Baptist Church Kindergarten
Chay Yun Toh
Chen Chi
Chen Ju
Cheng Xiang Nian
Cheong Sheena
Cheong Shuya
Cherie Hearts Nurture Cottage Pte Ltd
Cherie Hearts Nurtureloft Pte Ltd
Chia Song Peng
Chiang Ping
Chiang Sylvia
Chieng Angel
Chiew Poh Chu Agnes
CHIJ St Theresa's Convent
Chin Gwen
Chiong Lynn
Chng Chin Soon
Chong Claire
Chong Jessie
Chong Yue Linn

Chow Munzing
Chua Alyssa
Chua Caroline
Chua Dawn
Chua Susana
Chue Pei San Lorriane
Ci Ai Education Incubator
Citrix Systems Singapore Pte Ltd
Clementi Primary School
Coral Primary School
Crescent Girls' School
Dang Hoamh Quan
Dare to Dream - Raffles Institution
(Junior College)
Do Ton Minh Khoa
DTZ Facilities & Engineering (S)
Limited
Ecolidd Childcare Pte Ltd
Ecolidd Kindergarten @ Jurong
Elica Hirayami
Eureka Schoolhouse Pte Ltd
Evelyn Fong
Evergreen Primary School
Farrer Park Primary School
Fey Siang Kindergarten
First Toa Payoh Primary School
Fo Guang Shan (Singapore)
Fu Zhenzhang
Gan Eng Seng Secondary School
Gan Genny
Geginet Caroline
Goh Jason
Goh Michelle
Gong Tuo David
Grace Assembly of God
Hair Fitness
Hanisah Liyana
Happy Camper@Sengkang Pte Ltd
Hazel Tan
Hee Irene
Helious
Heng Calvin
Heng Vivian
Ho Geok Bin
Holiday Inn Singapore Atrium
Huang Lianjie
Humane Society Singapore
IBM Singapore Pte Ltd
ITE College East - School of Applied
and Health Sciences
Jesedy Phay
JHS Montessori Kindergarten
Jiang Yunjian
Jie Min
Jurong Primary School
Just Education (Bishan)
Just Education (Bukit Gombak)
Just Education (Choa Chu Kang)

THANK YOU

Just Education (Hougang)
Just Education (Jurong East)
Just Education (Jurong West)
Just Education (Khatib)
Just Education (Loyang)
Just Education (Marsiling)
Just Education (Punggol)
Just Education (Sembawang)
Just Education (Serangoon)
Just Education (Tampines)
Just Education (Yew Tee)
Just Education Tuition Centre
Kam Hui Bin
Kheng Cheng School
Kidz Haven @ PCF Boon Lay
Kiew Yan Ching Geann
Kim Sharon
Koh Brothers Group Ltd
Koh Eileen
Koh Joanne
Koh Sok Cheng
Komal
Kranji Primary School
Kwa Doris
Kwek Pauline
Kwong Wan Kay Patrick
Lai Wee Leong
Lam Kit Ying
Lam Yoke Siew Yvonne
Land Transport Authority
Lavanya
Lee Jasmine
Lee Lian Tee Josephine
Lee Min Qi
Lee Stella
Lee Swee Lan Sandra
Legrand (S) Pte Ltd
Lei Xue Zheng
Leong Daniel
Leong Raymond
Li Jun Hui, Kenneth
Li Sebastian
Li Wei
Lianhua Primary School
Liew Zhi Xiang
Lim Alvin
Lim Choon Lian
Lim Irene
Lim Lynette
Lim Siew Eng Yvonne
Lim Sim Hoong
Lin Winnie
Little Talent Child Care &
Development Centre
Loh Jian Long
Loh Wan Ling
Loi Meiling
Lonza Biologics Tuas Pte Ltd

Low Su Juan
Low Yung Shern Jeremy
Ma Monica
Mazars LLP
Microsoft Singapore
Millennia Institute
Moriah Schoolhouse
My First Skool
My First Skool (Jurong West St 62)
My First Skool @Blk 314A
Anchorvale Link
Nanyang Polytechnic
Nanyang Technological University,
Singapore
NatSteel Holdings Pte Ltd
Network J
Ng Alicia
Ng Andrea
Ng Bee Tin Jean
Ng Jason
Ng Jean
Ng Susan
Ngee Ann Secondary School
Ngiam Alvin
NTUC FairPrice Foundation Ltd
Nuture Tots Pre-School Pte Ltd
Oakwell Distribution (S) Pte Ltd
Oh Alise
Olga Myszlyszczyn
Ong Andrew
Ong Joseph
PAP Community Foundation
PAP Community Foundation -
Hong Kah North
PAP Community Foundation -
Jurong Spring Branch
PAP Community Foundation
(Admiralty)
PAP Community Foundation
(Punggol South)
PAP Community Foundation
(Tanjong Pagar -
Tiong Bahru Branch)
PAP Community Foundation
(Telok Blangah)
PAP Community Foundation
Education Centre, Yio Chu Kang
Branch
PAP Community Foundation Eunos
Education Centre
PAP Community Foundation
Kaki Bukit Education Centre
PAP Community Foundation
Macpherson Branch Blk 53
PAP Community Foundation
Punggol East Branch Blk 143
PAP Community Foundation
Sparkletots Eunos

PAP Community Foundation
Sparkletots Pasir Ris East
PAP Community Foundation
Tampines Central Education Centre
PAP Community Foundation
Tampines West Education Centre
PAP Community Foundation,
Hong Kah North
PAP Community Foundation,
Punggol South Branch
PAP Community Foundation,
Sparkletots (Jalan Kayu)
PAP Community Foundation,
Sparkletots Pasir Ris West
PCF Ayer Rajah Education Centre
PCF Bedok Reservoir - Punggol Blk 414
PCF Bishan East
PCF Boon Lay
PCF Braddell Heights
PCF Fengshan Sparkletots Infant and
Child Care Centre
PCF Geylang Serai Education Centre
PCF Hong Kah North
PCF Hong Kah North Blk 750
PCF Jalan Kayu
PCF Kampong Chai Chee @ Blk 135
PCF Kampong Glam
PCF Kampong Glam Blk 462-3
PCF Kembangan-Chai Chee
Education Centre
PCF Little Wings Yuhua Kindergarten
PCF Marine Parade
PCF Moulmein-Tai Pei Child Care &
Development Centre
PCF Nanyang
PCF Pasir Ris East Education Centre
PCF Pasir Ris West Education Centre
(Blk 517)
PCF Potong Pasir Blk 143
PCF Sengkang West Blk 436A
PCF Sparkle Tots Kebun Baru
PCF Sparkletots Child Care Centre
Bishan North
PCF Sparkletots Chong Pang Blk 115B
PCF Sparkletots Eunos (Blk 620)
PCF Sparkletots Kaki Bukit 525
PCF Sparkletots Punggol North
(Blk 172B)
PCF Sparkletots Queenstown-
Mei Ling
PCF Tampines Changkat
PCF Telok Blangah Blk 2
PCF Toa Payoh Central
Education Centre (Blk 157)
PCF West Coast Blk 702
PCF Woodlands (Blk 601)
PCF Woodlands (Blk 649)
PCF Woodlands (Blk 652)

THANK YOU

PCF Woodlands (Blk 677)
PCF Woodlands (Blk 801)
PCF Woodlands (Blk 824)
PCF Woodlands (Blk 853)
PCF Woodlands (Blk 875)
PCF Yew Tee Branch
PCF Yew Tee Education Centre Blk 682
Phoon Ying Ying
Po Eileen
Poh Gwat Eng
Pong Wan Ching Cynthia
Poon Alan
Poon Francis
Priya Dance School
Queensway Secondary School
Quek Su Ning
Quek Su Yi
Quek Wee Yeow
Rainbowland Learning Centre
(Kinderland @ Bishan)
Richard Gavriel Speaker Management
Pte Ltd
Saraswathy Kindergarten
Seah Teoh Teh
Sembawang Primary School
Shi Gloria
Singapore Soka Association
Soh Jenny
Soh Wei Xin
St Margaret's Secondary School

Step Up 13 - Hwa Chong Institution
(College Section)
Straits Developments Private Limited
Suhaimi Bin Sainy
Tai Jiaxin
Tai Pei Child Care Centre
Tan Bee Hong
Tan Dede Meiling
Tan Fiona
Tan Gary
Tan Gladys
Tan Kheng Chuan
Tan Mei Xian
Tan Puay Hoe
Tan Qian Hui
Tan Rosina
Tan See Hong
Tan Serene
Tan Sharon
Tang Foong Har
Tann Kelvin
Temasek Junior College
Temasek Polytechnic
Teo Chor Khee
Teo Kok Chai
Teo Stephanie
Tham Shin Lai
The Children's Campus
The Hongkong and Shanghai Banking
Corporation Limited

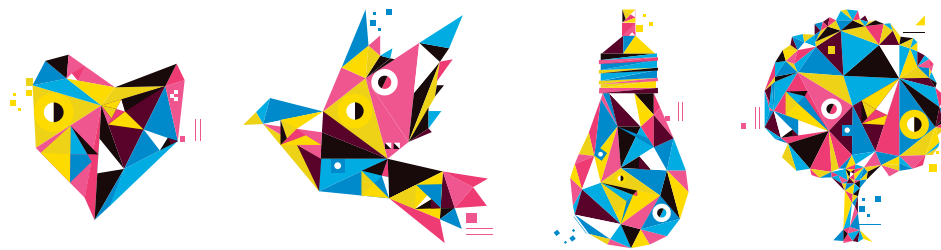
The Little Skool House International -
At The Hub
The Little Skool-House International
Pte Ltd
The Montessori Playroom
Kindergarten
The Timberland Company Pte. Ltd.
Ting Tau Nay Nicky
Traders Hotel, Singapore
Tran Long
Tsoi Jemimah
VocalHeart
Wan Sau Wing
Wang Xuanqi
Wee Choon Teck
Wellington Primary School
Wilhelmsen Ships Service (S) Pte Ltd
Wong Chow Mein
Wong Grace
Wong Mun Lee Molly
Wong Shi Ying
Xie Daniel
Yeoh Sheryl
Yeong Jimmy
Yiong Sharon
Yishun Secondary School
Zhangde Primary School
Zhonghua Primary School
Zoom! Academy



We regret that we are unable to acknowledge all the donors and supporters who have helped us in the year in these pages. We sincerely thank everyone who stood by our cause and made an impact in the lives of our clients.

Unique Entity No.: S64SS0052D
(ROS Registration No.)

IPC No.: IPC000441



HEADQUARTERS

2 Peng Nguan St
SPD ABILITY CENTRE
SINGAPORE 168955

T: +65 6579 0700

F: +65 6323 7008

E: information@spd.org.sg

W: www.spd.org.sg

 www.facebook.com/SPDSingapore

SPD@TAMPINES

Blk 866, Tampines St 83
#01-237

Singapore 520866

T: +65 6587 7611

F: +65 6785 8516

SPD@JURONG

Blk 337, Jurong East Ave 1
#01-1562

Singapore 600337

T: +65 6665 1848

F: +65 6425 1350

SPD@TOA PAYOH

Blk 249, Kim Keat Link
#01-83

Singapore 310249

T: +65 6259 0669

F: +65 6251 0285